

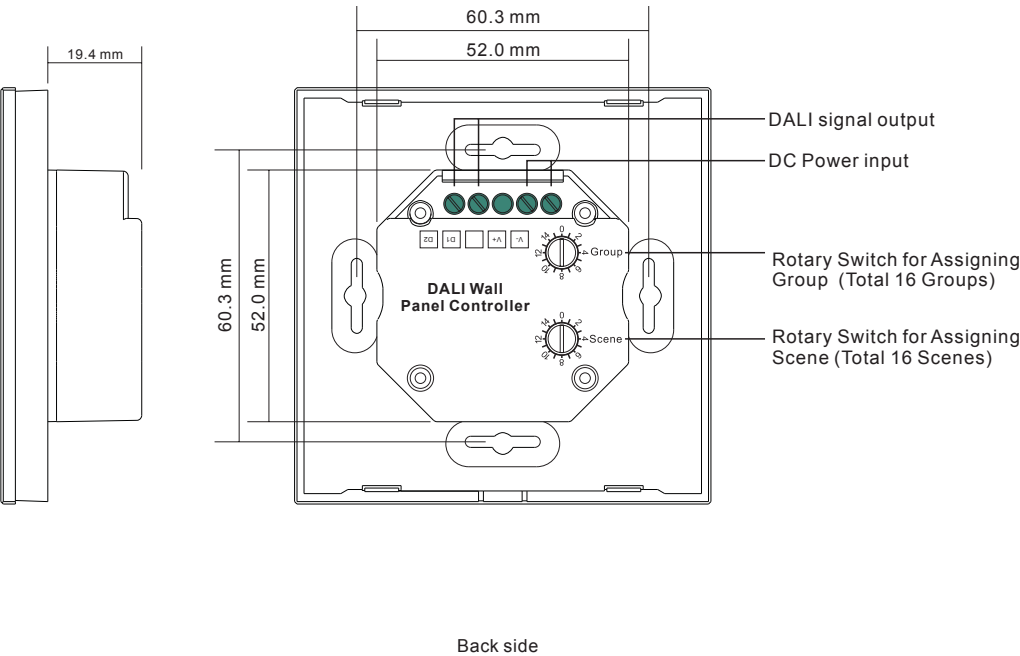
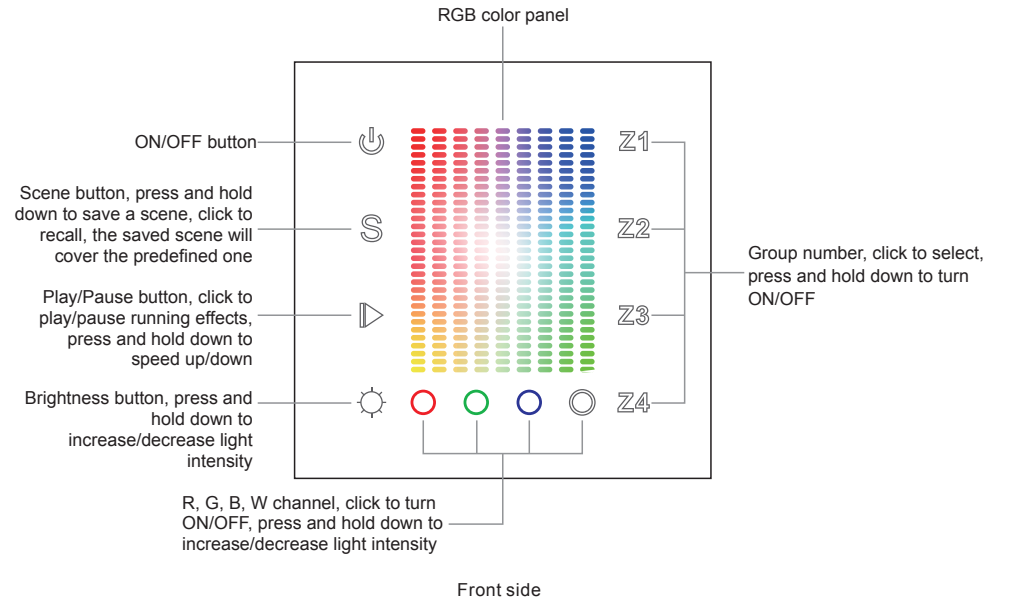
DT8 DALI RGBW Touch Controller

09.230PR8.04063



Important: Read All Instructions Prior to Installation

Function introduction



Product Data

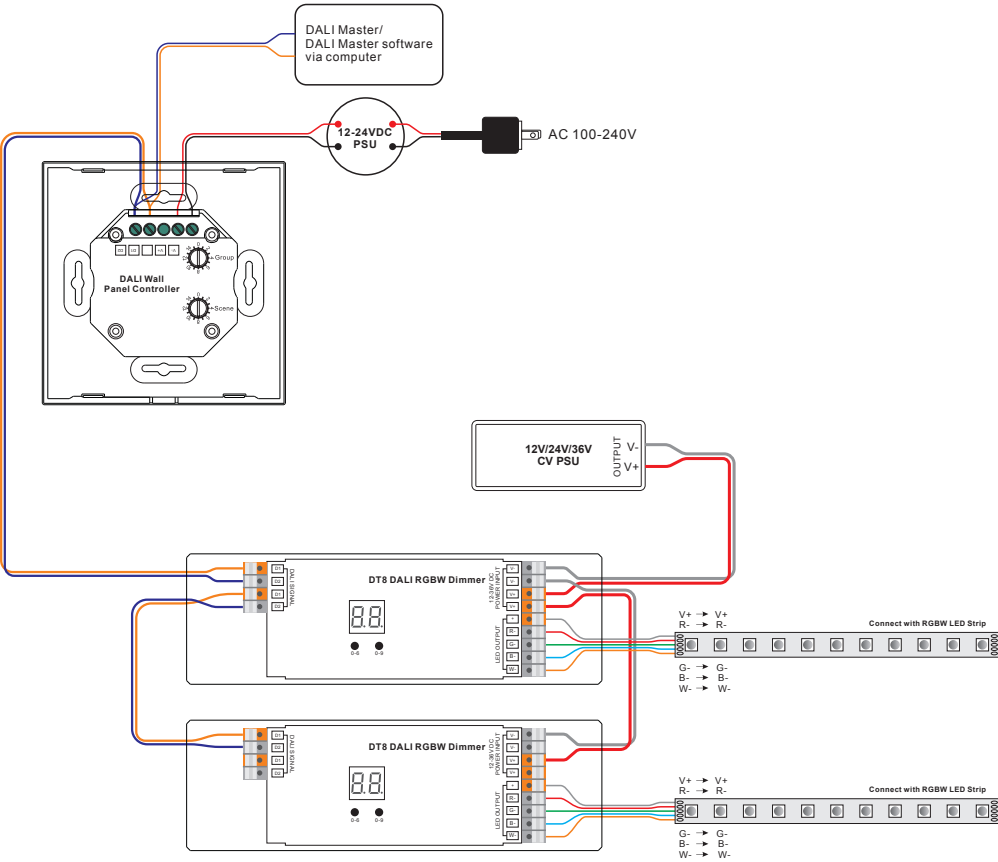
Output Signal	DALI signal
Power Supply	12-24VDC
Power consumption	200 mA
Operating temperature	0-40°C
Relative humidity	8% to 80%
Dimensions	86x86x29.1mm
Waterproof grade	Ip20

- Touch sensitive.
- Glass interface (white & black).
- Comply to DALI standard protocol IEC 62386-102, IEC 62386-207, IEC 62386-209 and in compliance with DALI products from other international incorporation
- Enable to control 4 DALI Groups and 1 DALI Scene.
- Enable to set start DALI group number (0-15) and scene number (0-15) by rotary switches on the back.
- Support DT8 devices
- Color adjustment according to DALI specifications of Device Type 8, Color Type RGBWAF.
- Each DT8 device is controlled via a single DALI address
- Built-in 8 Color Sequences

Safety & Warnings

- DO NOT install with power applied to device.
- DO NOT expose the device to moisture.

Wiring diagram



Operation

1. Set starting Group number via rotary switch on the back: (0-15 selectable)
- This DALI touch panel controller enables dimming commands and DT8 commands to be sent to 4 Groups of devices on the DALI circuit. A rotary switch on the back is used to select Groups you would like to control and set the starting Group number, and total 16 Groups (0-15) can be selected.
 - When the rotary switch arrow position is at 0, Z1 controls all 16 Groups of devices through broadcast, Z2 controls Group 0, Z3 controls group 1, and Z4 controls Group 2.
 - When the rotary switch arrow position is at X except 0 (1-15), Z1 controls Group X-1 of devices, Z2 controls Group X, Z3 controls Group X+1, and Z4 controls Group X+2.

Please refer to the detailed Group setting table as follows:

Rotary Switch Position	0	1	2	3	4	5	6	7	8	9	10	11	12	13	14	15
DALI Group for Z1	Broadcast	0	1	2	3	4	5	6	7	8	9	10	11	12	13	14
DALI Group for Z2	0	1	2	3	4	5	6	7	8	9	10	11	12	13	14	15
DALI Group for Z3	1	2	3	4	5	6	7	8	9	10	11	12	13	14	15	0
DALI Group for Z4	2	3	4	5	6	7	8	9	10	11	12	13	14	15	0	1

2. Set starting Scene number via rotary switch on the back: (0-15 selectable)

- This DALI touch panel controller enables Scene selection commands for up to 1 Scene to be sent to the DALI circuit. A rotary switch on the back is used to select Scenes you would like to control and set the starting scene number, and total 16 Scenes (0-15) can be selected.
- When the rotary switch arrow position is at X (0-15), Scene button S controls Scene X.

Please refer to the detailed Scene setting table as follows:

Rotary Switch Position	0	1	2	3	4	5	6	7	8	9	10	11	12	13	14	15
Scene assigned to S	0	1	2	3	4	5	6	7	8	9	10	11	12	13	14	15

Installation

