

Casambi 12W 1CH NFC Enabled LED Driver(Constant Current)



Important: Read All Instructions Prior to Installation

Function introduction



Product Data

Output	LED Channel	1
	DC Voltage	6-42V, Max. 50V
	Current	100-700mA via NFC tool; Min.current gear lower to 0.1mA, default 300mA
	Current Accuracy	±3%( ±1%@Certain full load) @ full load
	Rated Power	Max. 12W
Input	Voltage Range	220-240VAC/220-240VDC
	Absolute Voltage Range	196-264VAC/196-264VDC
	Frequency Range	0/50/60Hz
	Power Factor (Typ.)	> 0.95 @ 230VAC Full load*
	Total Harmonic Distortion	THD ≤ 12% (@ full load / 230VAC)*
	Efficiency (Typ.)	> 77% @ 230VAC full load*
	AC Current (Typ.)	0.1A Max.
	Inrush Current (Typ.)	Max. 3.96A at 230VAC; 90µs duration
	Leakage Current	< 5mA /230VAC
	Standby Power Consumption	< 0.5W
Control	Anti Surge	L-N:2KV
	Dimming Interface	Casambi
	Dimming Range	0.01%-100%@ Max current
	Dimming Method	Amplitude/CCR dimming
	Dimming Curve	Linear/ Logarithmic optional

Protection	Short Circuit	Yes, remove the fault conditions and re-power the device.
	Over Current	Yes, remove the fault conditions and re-power the device.
	Over Temperature	Yes, remove the fault conditions and re-power the device.
Environment	Working Temp.	-25°C ~ +45°C
	Max. Case Temp.	Tc=85°C
	Working Humidity	10% ~ 95% RH non-condensing
	Storage Temp. & Humidity	-40°C ~ +80°C, 10% ~ 95% RH
Safety & EMC	Safety Standards	EN61347-1, EN61347-2-13, GB/T 19510.1-2023, GB/T 19510.213-2023
	Withstand Voltage	I/P-O/P: 3.75KVAC
	Isolation Resistance	I/P-O/P: 100M Ohms / 500VDC / 25°C / 70% RH
	EMC Emission	EN55015, EN61000-3-2, EN61000-3-3, GB 17625.1-2022, GB/T 17743-2021
	EMC Immunity	EN61547, EN61000-4-2,3,4,5,6,8,11
Others	MTBF	191350H, MIL-HDBK-217F @ 230VAC full load and 25°C ambient temperature
	Dimension	135x35x20mm (L*W*H)
	Warranty	5 Years

\*: PF/THD/Eff shall be different per different testing setup and equipment.

- Casambi dimmable LED driver, works with Casambi network
- 1 channel dimmable LED driver. Max. output power 12W
- 100-700mA current selectable via NFC program tool. Min.current gear lower to 0.1mA
- Class II power supply, full isolated plastic case
- High power factor and efficiency
- To switch and dim LED lighting luminaries
- Amplitude/CCR dimming, smooth and deep dimming
- IP20 rating, suitable for indoor LED lighting applications
- 5 years warranty

Safety & Warnings

- DO NOT install with power applied to the device.
- DO NOT expose the device to moisture.

## Operation

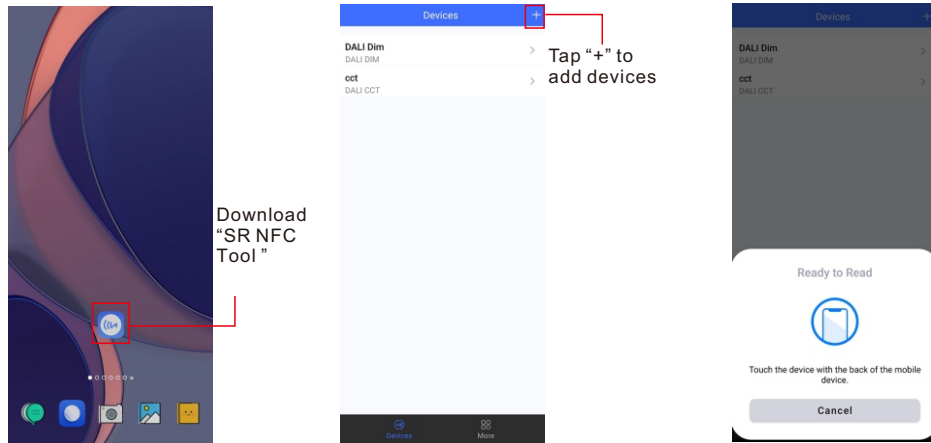
With NFC Programming devices

**Note:**

- 1) Do wiring according to the wiring diagram.
- 2) Recommend setting parameters without power-on the devices.
- 3) Please make sure your mobile phone has NFC function and enable it.

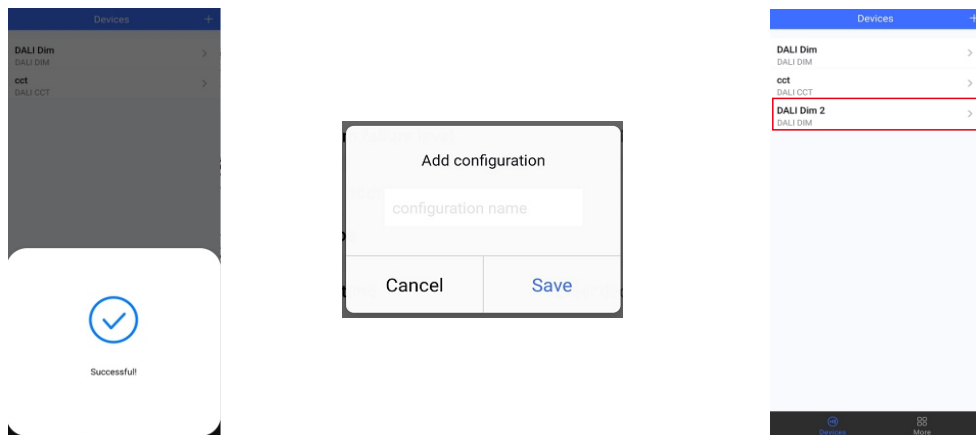
### Working with “SR NFC Tool” APP

**Step 1: Download the APP (searching “SR NFC Tool” from App Store and Google Play) . Then open the APP .**

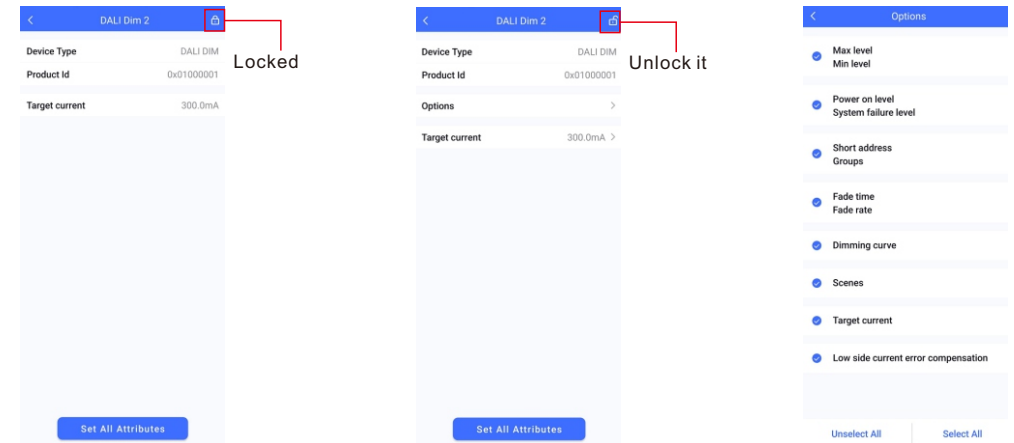


- Note:**
1. Please Make sure that you have enabled NFC function with your mobile phone/ tablet .
  2. Please Make sure that the “NFC position” is matched.
  3. Please do not power on the device before setting.
  4. If you can't download “SR NFC Tool”. Please contact with us.

**Step 2: Add device, and name it as you wish.**

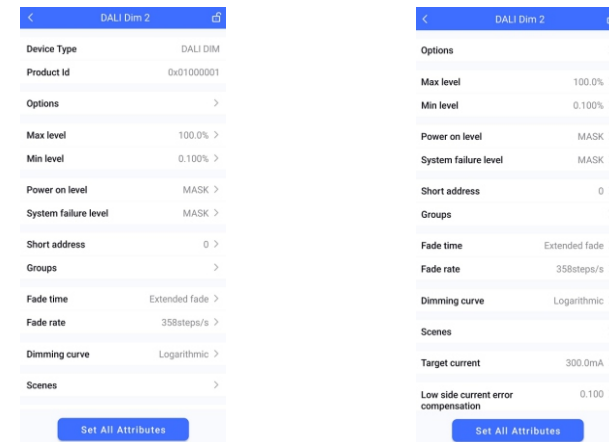


**Step 3: Unlock device, enter parameters configuring page.**

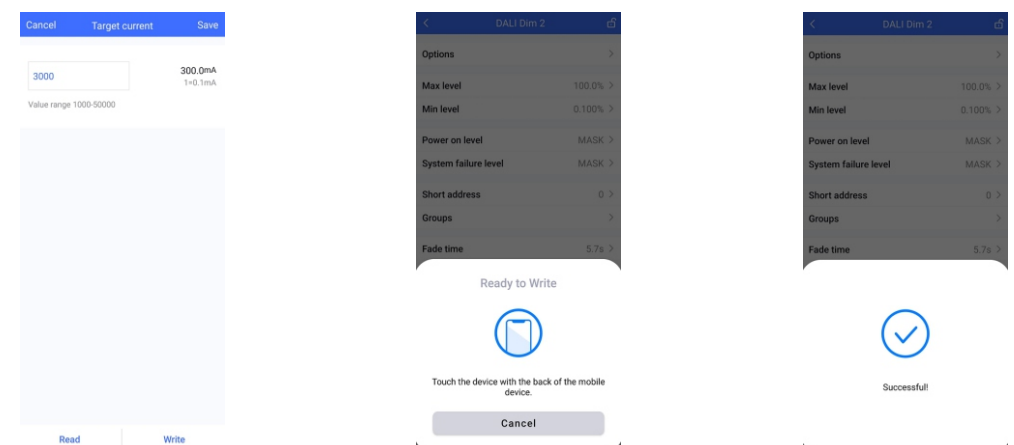


- Note:**
1. You have to unlock the device then do some settings
  2. Only when the corresponding function is selected, the function interface will be displayed.

**Step 4: Few parameter interface, you can choose the setting based on your requirements.**



**Step 5: After setting, please save the selected configuration via NFC and power on the device.**

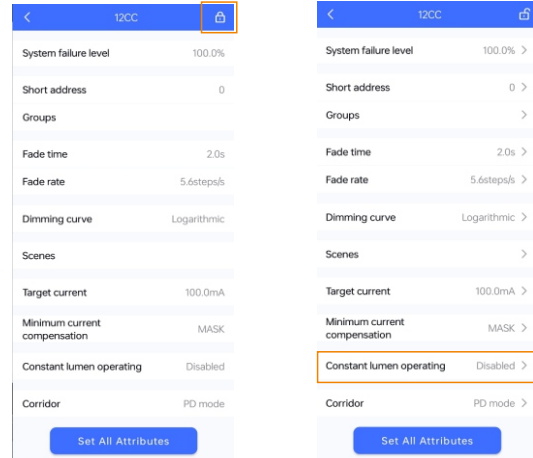


## Tips

1. NFC function doesn't require any power driver.
2. Many functions can be configured by NFC. Kindly check your desired functions.

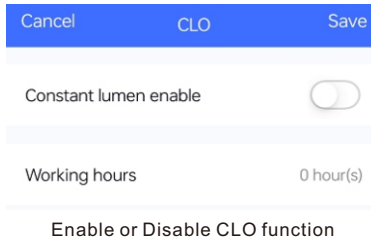
## CLO FUNCTION INSTRUCTION

### 1.Open APP, and Find the CLO function



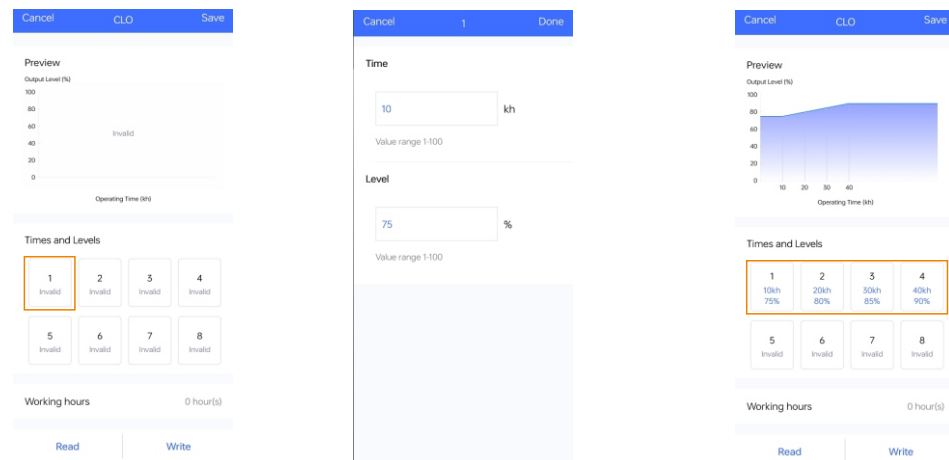
Read From the NFC Driver

Unlock it, and Click here to enter CLO settings



Enable or Disable CLO function

### 2.Enter CLO Setting homepage



Enable CLO function

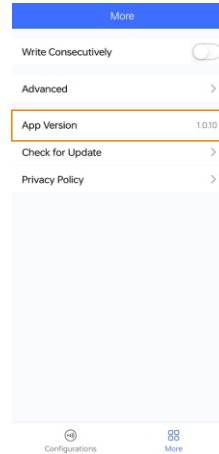
Click "1", and set its time and level

Set your desired time and levels.  
Graphic display

## Tips:

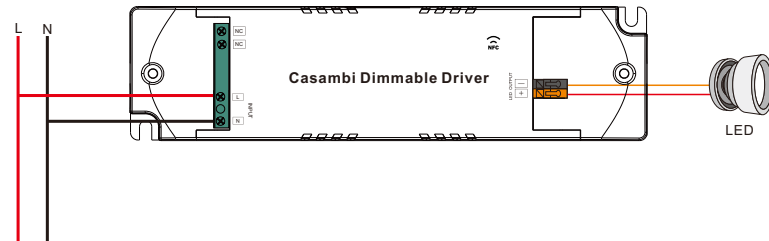
**Working hours :** Ability to calculate the working hours of a single driver.

## Additional Remarks

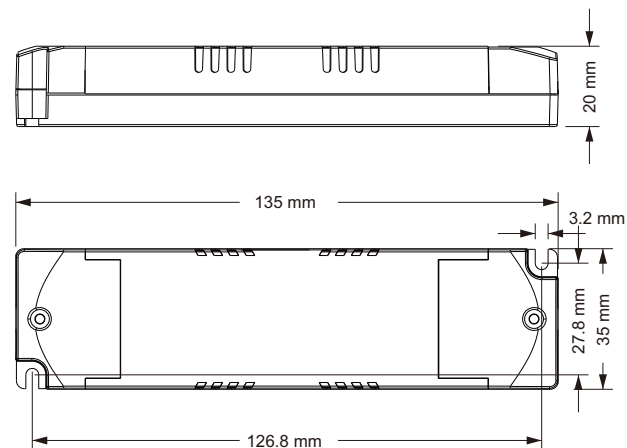


1. Please make sure your APP version is 1.0.10 or higher.
2. Please make sure NFC driver's firmware is available with CLO function.

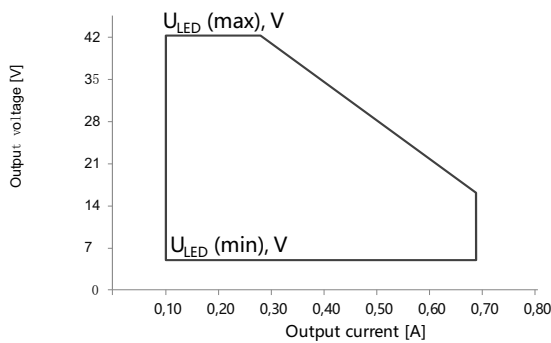
## Wiring Diagram



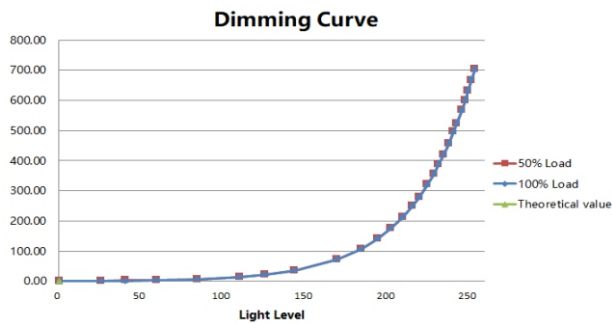
## Product Dimension



Operating window

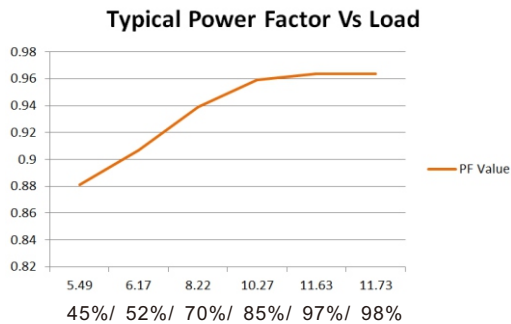


Dimming Curve



Note: Test data under 700mA gear

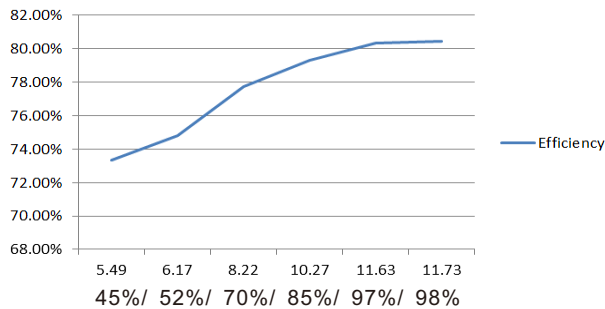
Driver Performance



Note: Test data under 700mA gear

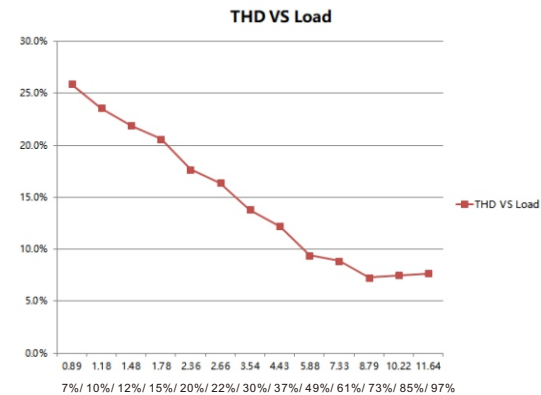
Driver Performance

Typical Efficiency Vs Load



Note: Test data under 700mA gear

Driver Performance



Note: Test data under 700mA gear

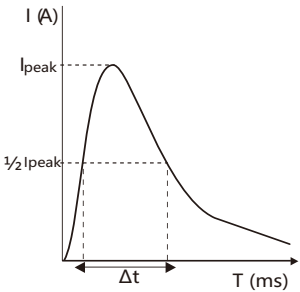
Expected Lifetime

Module Number	Output current	Ta	30 °C	40 °C	45 °C	...
SRP-CS9105N-12CC100-700	100 – 700 mA	Tc	50 °C	60 °C	65 °C	... 85 °C
SRP-CS9105N-12CCT100-700	100 – 700 mA	Lifetime	> 100,000 h	> 100,000 h	> 100,000 h	> 40,000 h

The LED driver is designed for a lifetime stated above under reference conditions.  
The relation of tc to ta temperature depends also on the luminaire design.

MCB Load Quantity

Module Number	Ipeak	Twidth	Max.quantity of LED Driver per MCB															
			B10	B13	B16	B20	B25	C10	C13	C16	C20	C25	D10	D13	D16	D20	D25	
SRP-CS9105N-12CC100-700	3.96A	90μs	37	49	60	75	94	63	81	100	125	156	80	104	128	160	200	
SRP-CS9105N-12CCT100-700	3.96A	90μs	37	49	60	75	94	63	81	100	125	156	80	104	128	160	200	



- Note:
- 1.Those MCB parameters are based on ABB S200 series circuit breakers.
  - 2.For different brands and models of miniature circuit breakers, the quantity of drivers will have difference.
  - 3.Please do not exceed the above-mentioned quantity during on-site installation, and the specific load quantity shall be subject to on-site installation.
  - 4.When the installation environment temperature of MCBs exceeds 30°C or when multiple MCBs are installed side by side, the number of mounted drives will be reduced, which requires recalculation.
  - 5.Type C MCB's are strongly recommended to use with LED lighting

Update log

Date	Version	Update content	Update by
2025-3-4	V1.0	Initial Version	Jerry

Note： Subject to change without notice. Please contact us if you have any questions.