


DALI LED Controller for Magnet Track Light



Important: Read All Instructions Prior to Installation

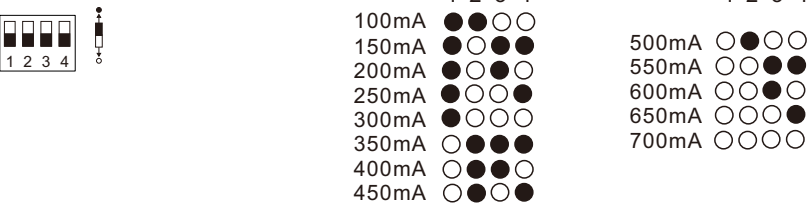
Function introduction



Product Data

Output	LED Channel	2						
	Selectable Current	100mA	150mA	200mA	250mA	300mA	350mA	400mA
	DC Voltage Range	24-40V	24-40V	24-40V	24-40V	24-40V	24-40V	24-40V
	Selectable Current	450mA	500mA	550mA	600mA	650mA	700mA	
	DC Voltage Range	24-40V	24-40V	24-40V	24-40V	24-40V	24-40V	
	Rated Power	Max. 28W						
Input	Dimming Interface	DALI-2 (DALI consumption < 2mA)						
	Voltage	48VDC±5% (Polarity Free)						
	Current	0.65A @ full load						
	Efficiency	95%						
	Standby Power	<0.5W						
Protection	Over Load	Yes.remove the fault conditions and re-power the device.						
	Non-load	Yes.remove the fault conditions and re-power the device.						
	Short Circuit	Yes.remove the fault conditions and re-power the device.						
	Anti-reverse	Prevent driver and load damage						
Environment	Working Temp.	-20°C ~ +45°C						
	Working Humidity	10% ~ 95% RH non-condensing						
	Storage Temp. & Humidity	-40°C ~ +80°C, 10% ~ 95% RH						
Others	Dimension	125*14*10mm (L*W*H)						

Dips to set the operation current

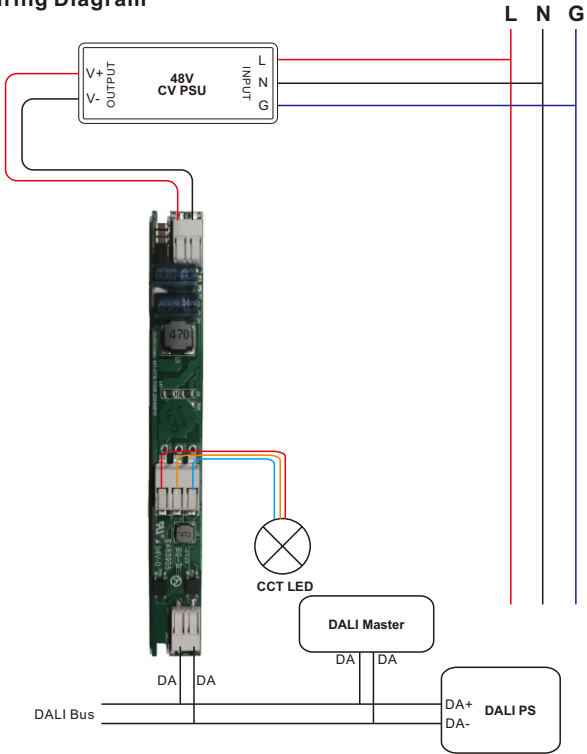


- Super slim design DALI DT8 LED controller
- Special design for magnet track light and linear lighting
- Magnet absorption installation application, no high frequency interference sound
- DC48V input, max. output power 28W total
- 2 channels 100-700mA constant current output, dips to select multi operation current
- Deep and smooth dimming to 0.1%, flicker free
- In compliance with IEC 62386-101:2014, IEC 62386-102:2014, IEC 62386-209.
- Built-in DALI-2 interface, DALI DT8 device
- Match all DALI systems in the market
- Waterproof grade:IP20
- 5 years warranty

Safety & Warnings

- DO NOT install with power applied to device.
- DO NOT set operation current with power applied to device.
- DO NOT expose the device to moisture.

Wiring Diagram

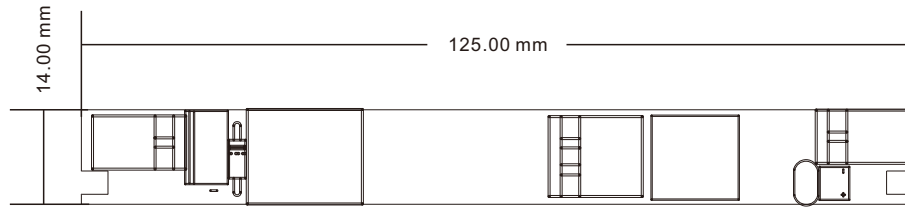


DALI Address Assigned by DALI Masters

DALI address can be assigned by DALI Master controller automatically, please refer to user manuals of compatible DALI Masters for specific operations.

Note: LED will off (via DALI Mininum brightness command) when its load is lower than 6V.

Product Dimension



Installation

