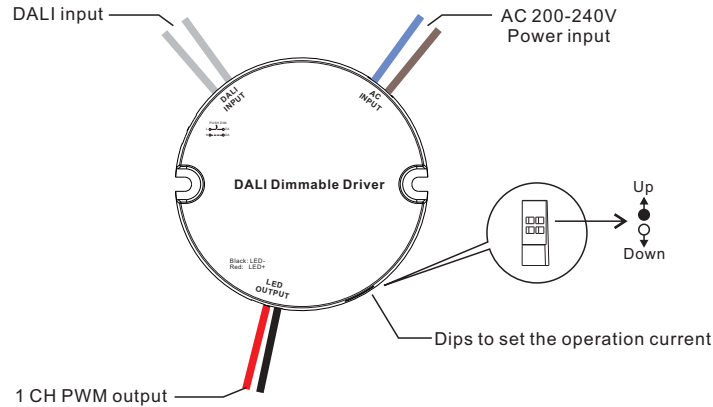


# 9W DALI DT6 LED Driver(Constant current)



**Important:** Read All Instructions Prior to Installation

## Function introduction



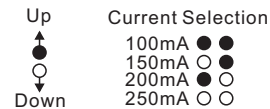
## Product Data

Output	Current	100mA	150mA	200mA	250mA
	DC Voltage Range	6-42V DC	6-42V DC	6-42V DC	6-36V DC
	Rated Power	Max.9W			
	Current Tolerance	± 25mA			
	LED Channel	1 Channel			
Input	Voltage Range	200-240V AC			
	Frequency	50/60Hz			
	Power Factor (Typ.)	> 0.9			
	Efficiency (Typ.)	80% @ 230VAC			
	Input Current	0.05A @ 230VAC			
	Inrush Current (Typ.)	COLD START Max. 8A @ 230VAC			
	Total Harmonic Distortion(THD)	THD≤15@ Full load/230Vac			
	Leakage Current	< 0.5mA/230VAC			
	Standby Power Consumption	< 0.5W			
Control	Anti Surge	L-N:500V			
	Dimming Interface	DALI Device Type 6(DALI consumption < 2mA)/PUSH			
	Dimming Range	0.1%-100%			
	Dimming Method	Hybrid (PWM+CCR)			
Protection	Dimming Curve	Linear /Logarithmic option			
	Short Circuit	Yes, auto recovery after fault removed			
	Over Voltage	Yes, auto recovery after fault removed			
	Over Temperature	Yes, recovers automatically after temperature drop			
Environment	Working Temp.	-20°C ~ +45°C			
	Max. Case Temp.	85°C (Ta="45°C")			
	Working Humidity	10% ~ 95% RH non-condensing			
	Storage Temp. & Humidity	-40°C ~ +80°C, 10% ~ 95% RH			

Safety&EMC	Safety Standards	EN61347-1, EN61347-2-13
	Withstand Voltage	I/P-O/P: 3.75KVAC
	EMC Emission	EN55015, EN61000-3-2, EN61000-3-3
	EMC Immunity	EN61547, EN61000-4-2,3,4,5,6,8,11
	Isolation Resistance	I/P-O/P: 100M ohms /500VDC /25°C /70% RH
Others	MTBF	190450H, MIL-HDBK-217F @ 230VAC at full load and 25°C ambient temperature
	Dimension	Φ57*24 mm (Φ*H)
	Warranty	5 Years

- In compliance with IEC 62386-101:2014, IEC 62386-102:2014, IEC 62386-207 Ed2.
- Built-in DALI-2/Push interface, DALI DT6 device
- Dimmable LED driver. Max. output power 9W
- 1 channel 100~250mA constant current output, select by DIP switch
- Class 2 power supply, full isolated plastic case
- High power factor and efficiency
- To switch and dim LED lighting fixtures
- Hybrid(PWM+ CCR) dimming, smooth and deep dimming to 0.1%
- Compatible with universal DALI masters that support DT6 commands
- Error report function
- IP20 rating, suitable for indoor LED lighting applications
- 5 years warranty

Dips to set the operation current



## Safety & Warnings

- DO NOT install with power applied to device.
- DO NOT expose the device to moisture.

## Operation

### DALI Address

1 DALI addresses for 1 channel output is assigned by DALI Master controller automatically, please refer to user manuals of compatible DALI Masters for specific operations.

### Push Dimmer Mode

While connected with a AC PUSH, it means Push Dimmer Mode, and operations under Push Dimmer Mode are as follows:

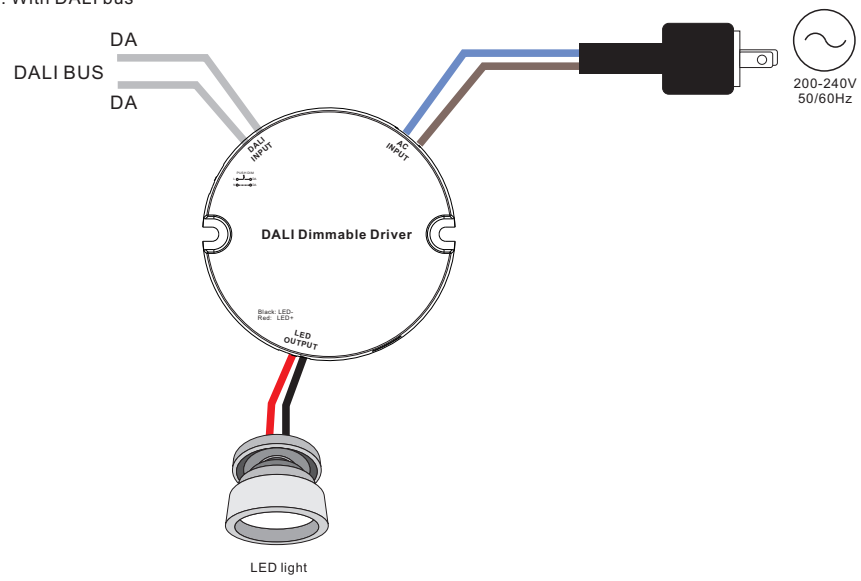
1.1. Click the button to switch ON/OFF

1.2. Press and hold down the button to increase or decrease light intensity to desired level and release it, then repeat the operation to adjust light intensity to opposite direction. The dimming range is from 0.1% to 100%.

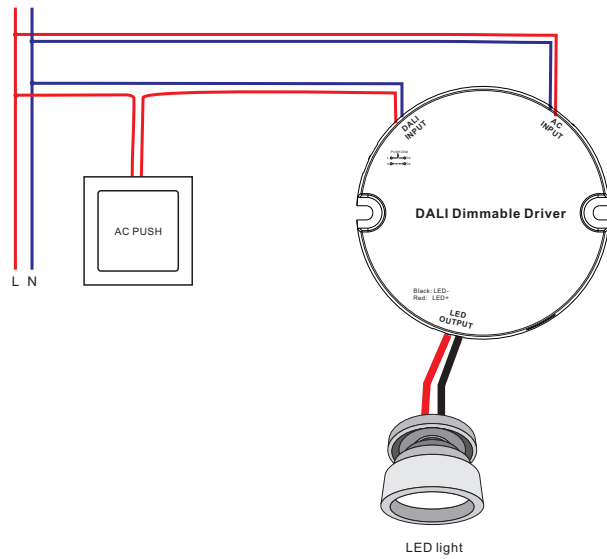
1.3. Memory function after power off or power failure enables the device to memorize the status before power off while power on again.

## Wiring Diagram

### 1. With DALI bus



### 2. With PUSH dimmer



## Dimension

