


Zigbee Smart Remote



Important: Read All Instructions Prior to Installation
Function introduction

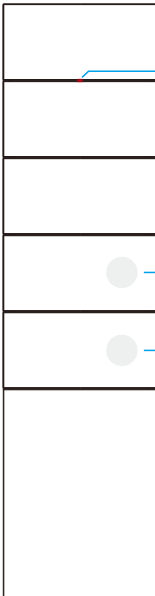


Product Data

- Smart zigbee 3.0 standard remote with 10 push keys
- ALL keys function can be customized through APP
- Battery powered with low power consumption
- Lights, zones, and scenes control can be customized
- Support Azoula, Homey, Home Assistant, SmartThings platform

Protocol	ZigBee 3.0
Operation Voltage	3VDC (2xAAA battery)
Transmission Frequency	2.4GHz
Transmission Range (free field)	30m
Dimension	165.5x43x15mm
Waterproof Grade	IP20

Network pairing/reset



The red LED indicator flash.
The remote into network pairing mode or reset mode.

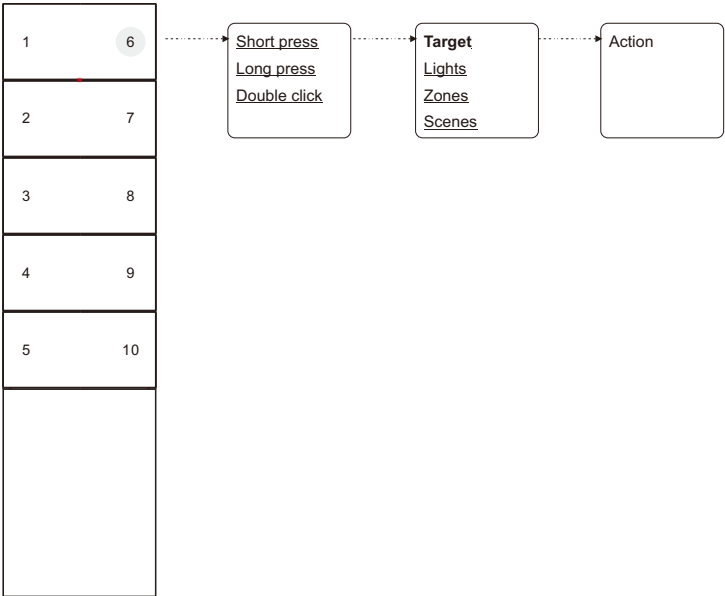
1. Short press this two buttons 3 times at the same time

If the remote had not been added into an network before, it will be found and added into the network, or the state will last for 3 minutes.

If the remote had been added into a network before, it will be removed from the network and into network pairing mode again.

Keys and rotary function setting

After adding the remote into Azoula, then you can choose and tap any button to customize the function



Product Dimension

