



Technology Partner
SILVAIR

Work with Silvair

IP65 BLE 0-10V Motion Sensor Controller with Z-10 Interface Socket SR-SV9033Z-MW-V

Features

- Bluetooth to 0-10V sensor controller , Bluetooth® mesh network
- Mesh network, which has a much longer control distance, transmits received signals to neighboring devices
- All devices on 0-10V line are broadcast controlled by mobile application
- Supporting our kinetic energy switches and EnOcean switches EWSSB and EWSDb
- Autonomos sensor-based control
- Support sensitivity adjustment, Mesh Network, a better method to deal with false trigger
- Z-10 socket
- Available with Magnetic reset (touch the top part of sensor for 5 seconds)
- On-board antenna
- Waterproof grade: IP65, suitable for outdoor luminaries
- 5 years warranty



Single-node Control :
≥140m (460ft)

Mesh-range in Between:
Around 70m (Max.230ft)

Parameters


Physical Information	
Dimensions	Sensor head: D50mm*H35mm, Receptacle: D30mm
Mounting	M 20x1.5 thread
Thread Length	18.5mm
Receptacle	D30mm
Gasket Dimensions	D36.5mm
Wires	AWM1015, 20AWG, 6"(120mm)
Electrical Information	
Power Supply	12-24 VDC
0-10V BUS Current Output	Max. 20mA
Control	0-10V
Marking Terminals	V+, GND(DIM-), DIM+
Status Indicators	Red(commissioning), Green(motion detection)
Sensing	
Motion Detection	Microwave Sensor
Microwave High Frequency	5.8 GHz ±75 MHz ISM band
Mounting Height	40 feet(12m), Max. 45 feet(13m)
Detection Angle/Range	360°(ceiling)
Environment	
Operating Temperature Range	-40°F to 104°F/-40°C to 70°C
Operating Humidity	0-95%(non-condensing)
Safety Certification	cULus Listed, CE





IP65 BLE 0-10V Motion Sensor Controller with Z-10 Interface Socket SR-SV9033Z-MW-V

Product info



- ① Port 1 (Red): Positive (+) pole of the 12-24V power supply
- ② Port 2 (Black): DIM-(0V) pole for 0-10V, Negative (-) pole for the 12-24V power supply
- ③ Port 3 (Purple): DIM +(10V) pole for 0-10V
- ④ Port 4 (Yellow): No connection

Product Description

- The IP65 motion sensor combines motion sensor and light sensor. The device performs motion detection and measures illuminance level. With standard Z-10 interface socket, the sensor can easily fit into various luminaires with no tools required.
- The result is increased occupant comfort and significant energy savings that meet the most demanding building energy codes. The sensor is IP65 rating, which enables it to be used for outdoor luminaires.

Operation

- Do wiring according to connection diagram.
- Kindly refer to “Silvair Commissioning User Manual” for further pairing.
- Available with Magnetic reset(Touch the top part of sensor for 5 seconds).

Technology Partner
SILVAIR

Work with Silvair



Application

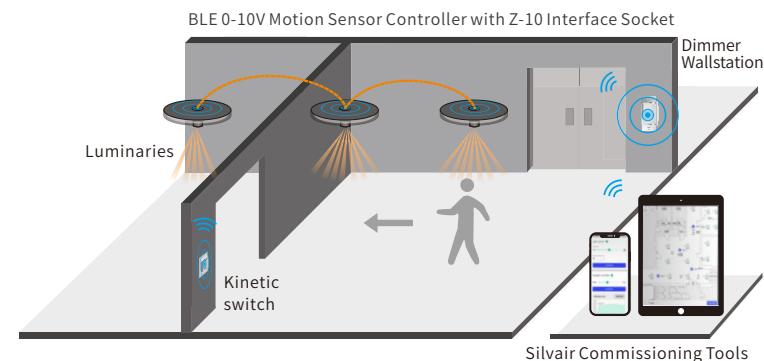


Indoor Low/High-bay Application



Outdoor Application

System Overview





IP65 BLE 0-10V Motion Sensor Controller with Z-10 Interface Socket SR-SV9033Z-MW-V

Specification

Energy Savings

- Low/High-end trimming
- Occupancy/Vacancy detection
- Auto and advanced demand response programs
- Time-of-Day dimming schedule
- Energy monitoring

Comfort & Convenience

- Advanced occupancy detections
- Light-level stability
- Configurable dim-and-linger occupancy
- Personalized setting profile
- Work with kinetic switch keypad and dimmer wallstation
- Multi-scenes control
- Magnetic Reset

Profile Configuration

- Occupancy Profile
- Vacancy Profile
- Photocell Profile

Daylight Harvesting

- Note: Due to the light sensor being inside in component and with a semi-transparent enclosure, this component is not precise in lux measurements. Thus this component may not suitable for daylight harvesting usage.
- Please only use the daylight harvesting featured scenario if users conducted field tests and accepts the tolerance level.

Warning

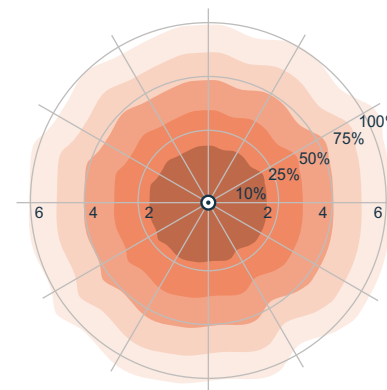
- DO NOT install with power applied to device.
- DO NOT expose the device to moisture.

Technology Partner
SILVAIR

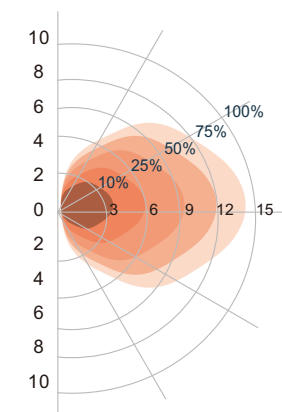
Work with Silvaair



Detection Pattern

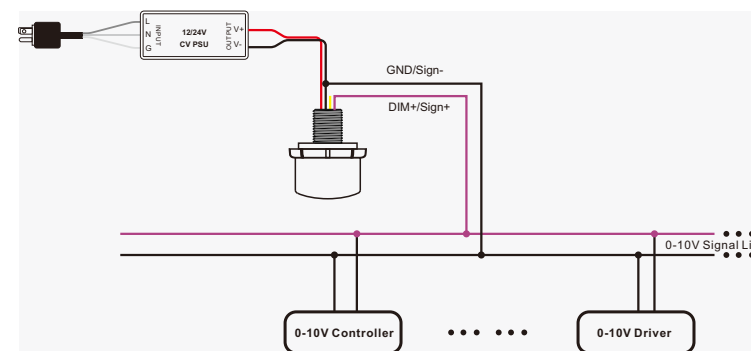


Ceiling Pattern (Unit: m)
Installation Height:
12m,max.13m



Wall Pattern (Unit: m)
Horizontal distance: Max.
13m.

Wiring



Note: please make sure the polarity of 0-10V signal of the sensor is correctly connected.



IP65 BLE 0-10V Motion Sensor Controller with Z-10 Interface Socket

SR-SV9033Z-MW-V

Installation Precautions

- Avoid areas with a lot of metal or concrete: Ensure the microwave part of the sensor is higher than any metal or shielding material.
- Avoid areas with moving objects: Such as electric fans, exhaust fans, drainage pipes, air conditioner outlets, elevators, pets, and insects.
- Avoid areas prone to vibration or resonance: Such as machinery, places where suspended sensors may vibrate, or areas with significant air convection.
- Avoid areas with materials that are easily penetrated: Microwave signals can pass through some plastic or paper materials, which may lead to false alarms in specific areas. Confirm the sensor's installation location and functional requirements beforehand.
- Avoid wave reflection: Different materials and exterior walls may cause wave reflection, leading to unnecessary false alarms.

Statement

FCC STATEMENT

This equipment has been tested and found to comply with the limits for a Class B digital device, pursuant to Part 15 of the FCC Rules. These limits are designed to provide reasonable protection against harmful interference in a residential installation. This equipment generates uses and can radiate radio frequency energy and, if not installed and used in accordance with the instructions, may cause harmful interference to radio communications. However, there is no guarantee that interference will not occur in a particular installation. If this equipment does cause harmful interference to radio or television reception, which can be determined by turning the equipment off and on, the user is encouraged to try to correct the interference by one or more of the following measures:

- Reorient or relocate the receiving antenna.
- Increase the separation between the equipment and receiver.
- Connect the equipment into an outlet on a circuit different from that to which the receiver is connected.
- Consult the dealer or an experienced radio/TV technician for help.

Technology Partner
SILVAIR

Work with Silvoir



This device complies with part 15 of the FCC Rules. Operation is subject to the following two conditions:

- (1) This device may not cause harmful interference, and
- (2) this device must accept any interference received, including interference that may cause undesired operation.

Changes or modifications not expressly approved by the party responsible for compliance could void the user's authority to operate the equipment.

IC STATEMENT

This device complies with Industry Canada's licence-exempt RSSs. Operation is subject to the following two conditions:

- (1) This device may not cause interference; and
- (2) This device must accept any interference, including interference that may cause undesired operation of the device.

Le présent appareil est conforme aux CNR d'Industrie Canada applicables aux appareils radio exempts de licence. L'exploitation est autorisée aux deux conditions suivantes :

- (1) l'appareil ne doit pas produire de brouillage, et
- (2) l'utilisateur de l'appareil doit accepter tout brouillage radioélectrique subi, même si le brouillage est susceptible d'en compromettre le fonctionnement.

Update Log

Date	Version	Update Content	Update by
2023-6-29	V1.1	Parameter Update	Romeo

Subject to change without notice. Please contact us if you have any questions.

