



Technology Partner
SILVAIR

Work with Silvair

0-10V BLE Fixture-integrated Microwave Sensor Controller

SR-SV9032A-MW-V

Features

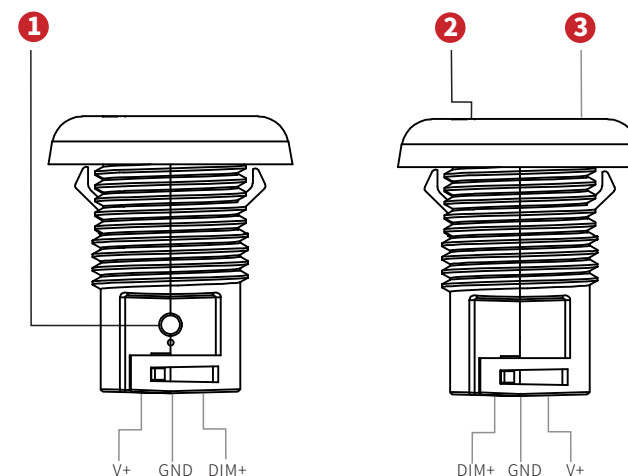
- Bluetooth to 0-10V signal converter, Bluetooth® mesh network
- Built-in 20mA 0-10V signal output
- Mesh network, which has a much longer control distance, transmits received signals to neighboring devices
- All devices on 0-10V line are broadcast controlled by mobile application
- Supporting our kinetic energy switches and EnOcean switches EWSSB and EWSDB
- In typical indoor environment, the typical range for wireless communication is 20m to 25m . Actual range is dependent on field installation.
- Standby power consumption less than 0.5W, meet latest ERP regulation
- Available with Magnetic reset (Touch the top part of sensor for 5 seconds)
- On-board antenna
- Waterproof grade: IP20
- 5 years warranty



Parameters

Input	Power	12-24VDC
	Signal	Bluetooth
Output, 0/1-10V	Current	Max. 20mA
Control	Dimming Curve	Logarithmic
	Dimming Method	PWM
Environment	Operating Temperature	0°C~+45°C
	Relative Humidity	8% to 80%
Others	Size	See dimensions

Product info



- ① Reset Key: Press it to help withdraw the device from the internet/APP, LED flashes quickly indicates success.
- ② Indicator: Turns RED when movement has been detected.
- ③ Light sensor: Ambient light detection and daylight harvesting.

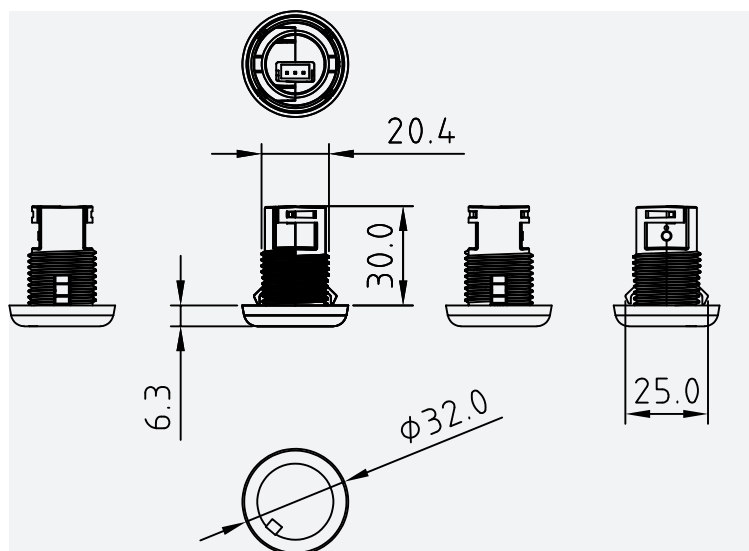
Note: V+: Power supply, GND: Common port for V- & Dim- , DIM+: 0-10V signal port, represents 10V



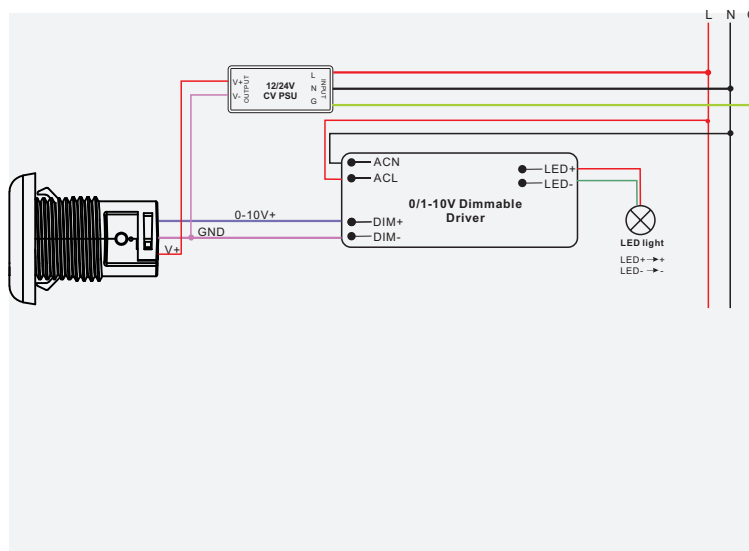
0-10V BLE Fixture-integrated Microwave Sensor Controller

SR-SV9032A-MW-V

Dimension



Wiring

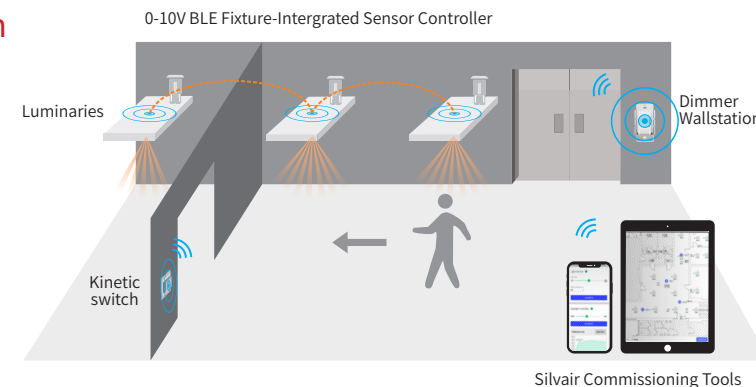


Technology Partner
SILVAIR

Work with Silvair



Application



Specification

ENERGY SAVINGS

- Low/High-end trimming
- Daylight harvesting
- Occupancy/Vacancy detection
- Auto and advanced demand response programs
- Time-of-Day dimming schedule
- Energy monitoring

SENSING

- Mounting height: 2.5m
- Detection area diameter: 10m @ 2.5m height

COMFORT & CONVENIENCE

- Advanced occupancy detections
- Light-level stability
- Configurable dim-and-linger occupancy
- Personalized setting profile
- Work with kinetic switch keypad and dimmer wallstation
- Multi-scenes control

ENVIRONMENT & APPROBATION

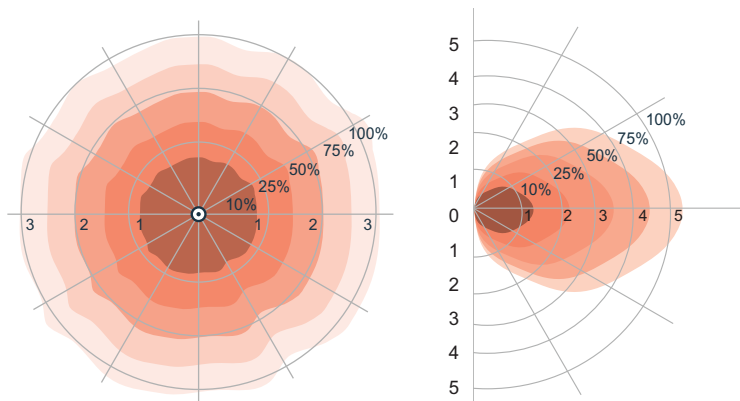
- Operating temperature: 0°C to 45°C
- Agency approbations: UL Listed /FCC/ RoHS/ BQB...
- Warranty: 5 years



0-10V BLE Fixture-integrated Microwave Sensor Controller

SR-SV9032A-MW-V

Detection Pattern



Ceiling Pattern (Unit: m)

Installation Height: 2-4m, max. 6m

Wall Pattern (Unit: m)

Operation

- Do wiring according to connection diagram.
- Kindly refer to “Silvair Commissioning User Manual” for further pairing.
- Press and hold down the “Reset” button on the controller over 5 seconds until the indicator flashes, which means it has been reset.
- Available with Magnetic reset (Touch the top part of sensor for 5 seconds).

Warning

- DO NOT install with power applied to device.
- DO NOT expose the device to moisture.

Technology Partner
SILVAIR

Work with Silvair



Installation Precautions

- Avoid areas with a lot of metal or concrete: Ensure the microwave part of the sensor is higher than any metal or shielding material.
- Avoid areas with moving objects: Such as electric fans, exhaust fans, drainage pipes, air conditioner outlets, elevators, pets, and insects.
- Avoid areas prone to vibration or resonance: Such as machinery, places where suspended sensors may vibrate, or areas with significant air convection.
- Avoid areas with materials that are easily penetrated: Microwave signals can pass through some plastic or paper materials, which may lead to false alarms in specific areas. Confirm the sensor's installation location and functional requirements beforehand.
- Avoid wave reflection: Different materials and exterior walls may cause wave reflection, leading to unnecessary false alarms.

Statement

FCC STATEMENT

This equipment has been tested and found to comply with the limits for a Class B digital device, pursuant to Part 15 of the FCC Rules. These limits are designed to provide reasonable protection against harmful interference in a residential installation. This equipment generates uses and can radiate radio frequency energy and, if not installed and used in accordance with the instructions, may cause harmful interference to radio communications. However, there is no guarantee that interference will not occur in a particular installation. If this equipment does cause harmful interference to radio or television reception, which can be determined by turning the equipment off and on, the user is encouraged to try to correct the interference by one or more of the following measures:

- Reorient or relocate the receiving antenna.
- Increase the separation between the equipment and receiver.
- Connect the equipment into an outlet on a circuit different from that to which the receiver is connected.
- Consult the dealer or an experienced radio/TV technician for help.



0-10V BLE Fixture-integrated Microwave Sensor Controller

SR-SV9032A-MW-V

This device complies with part 15 of the FCC Rules. Operation is subject to the following two conditions:

- (1) This device may not cause harmful interference, and
- (2) this device must accept any interference received, including interference that may cause undesired operation.

Changes or modifications not expressly approved by the party responsible for compliance could void the user's authority to operate the equipment.

IC STATEMENT

This device complies with Industry Canada's licence-exempt RSSs.

Operation is subject to the following two conditions:

- (1) This device may not cause interference; and
- (2) This device must accept any interference, including interference that may cause undesired operation of the device.

Le présent appareil est conforme aux CNR d'Industrie Canada applicables aux appareils radio exempts de licence. L'exploitation est autorisée aux deux conditions suivantes :

- (1) l'appareil ne doit pas produire de brouillage, et
- (2) l'utilisateur de l'appareil doit accepter tout brouillage radioélectrique subi, même si le brouillage est susceptible d'en compromettre le fonctionnement.

Technology Partner

SILVAIR

Work with Silvair



Update Log

Date	Version	Update Content	Update by
2022-11-12	V2.5	IC Update	Romeo



Subject to change without notice. Please contact us if you have any questions.