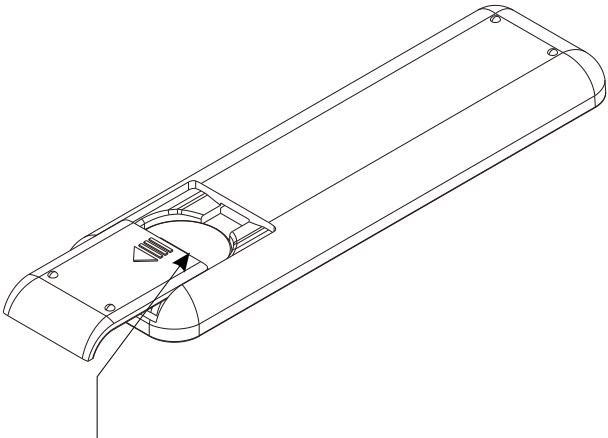
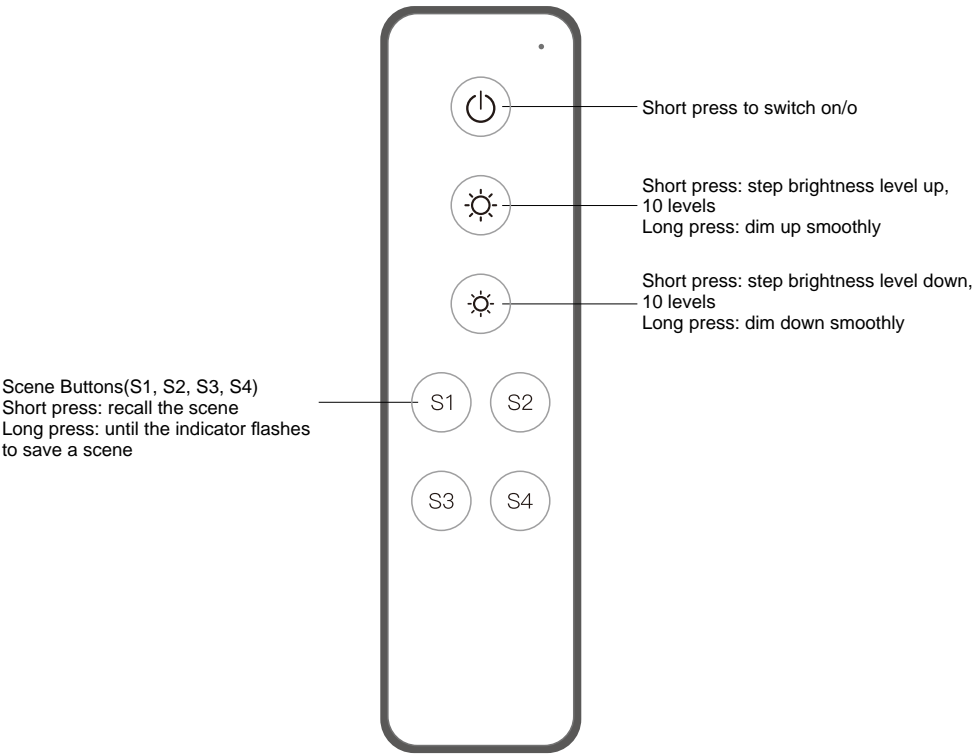


# Single Color RF+2.4G Remote



**Important:** Read All Instructions Prior to Installation  
**Function introduction**



**Note:** Before the first use, please remove the protective film on the battery.

## Product Data

Protocol	2.4G RF
Operation Voltage	3VDC (CR2032 battery)
Transmission Frequency	2.4GHz
Transmission Range (free field)	30m
Dimming Range	0.1%-100%
Dimension	125x35x10mm
Waterproof Grade	IP20

- 2.4G mesh DIM remote control
- Easy & quick pairing to the 2.4G mesh receivers by simply pushing the buttons
- Mesh network for further control distance, receivers can transmit signal to each other
- Each remote can control numerous receivers
- Each receiver can be paired to max. 8 remote controls
- The controlled receiver status can be quickly synchronized to the smart APP
- Transmission range between every two neighbor devices up to 30m
- 2.4G low power consumption technology, long battery life
- Enables to bind and control universal DIM lighting devices

## Safety & Warnings

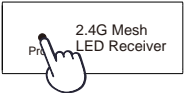
- This device contains button lithium batteries that shall be stored and disposed properly.
- DO NOT expose the device to moisture.

## Pair with 2.4G Mesh Receiver



Step 1: Do wiring the receiver according to wiring diagram (please refer to the instruction of 2.4G mesh receiver that you would like to pair with.

Step 2: Click the prog. button once, or reset power of the controller 3 times continuously to set LED controller into pairing mode.



Step 3: Click any button of the remote (e.g. ☀), LED lights connected with the receiver flicker once means the receiver is paired with the remote successfully.

Dimensions

