

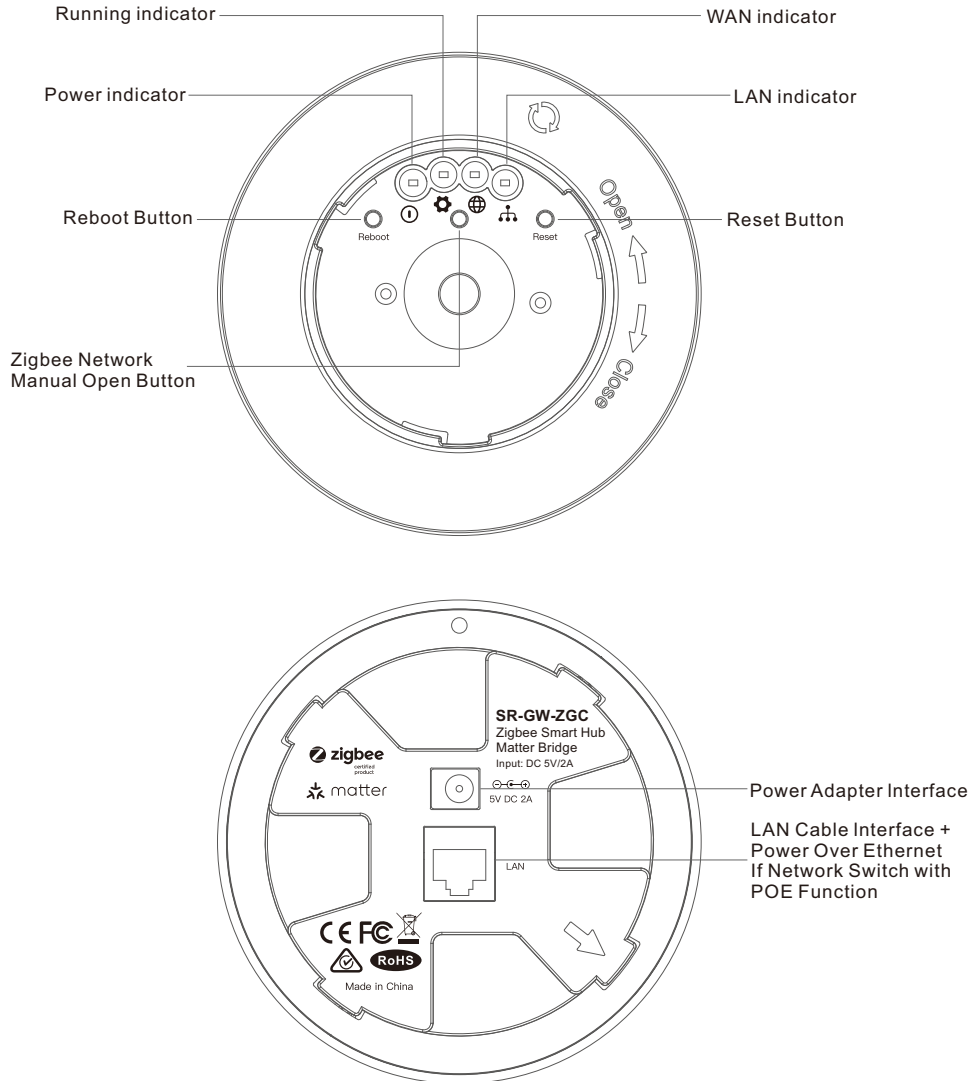
ZigBee Smart Hub



Important: Read All Instructions Prior to Installation

Function Introduction

The Zigbee Smart Hub is the brain of a Zigbee ecosystem. It can be connected with an Ethernet network, and supports interaction and connection with Zigbee accessories through Azoula Smart app via ZigBee 3.0 wireless protocol.



Product Data

Radio Protocol	ZigBee 3.0
Operation Frequency	2.4GHz
Power Supply	5VDC/2A adapter or POE 48-56VDC
Current Consumption	Max. 0.73A @ 5VDC, 0.07A @ 48VDC
Power Consumption	Max. 3.65W @ 5VDC, 3.65W @ 48VDC
Operating temperature	-20°C~50°C
Relative humidity	8% to 80%
Dimensions	Ø110x43mm

Product Features

- This ZigBee smart hub works with: Zigbee light devices, sensors, heaters, plugs, remotes, GP switches etc.
- Free APP is available for IOS or Android smart phones or tablets.
- Supports group, scene, and automation.
- Supports up to 150 zigbee devices.
- Cloud control enabled, supports voice control through Amazon Alexa and Google Assistant.
- Supports firmware OTA update for the smart hub and Zigbee devices
- Waterproof grade: IP20.

Safety & Warnings

- DO NOT install with power applied to device.
- DO NOT expose the device to moisture.

Download and Install App

Download "Azoula Smart" app from App Store or Google Play or scan the QR codes below. Follow the direction in the app to connect your devices properly.



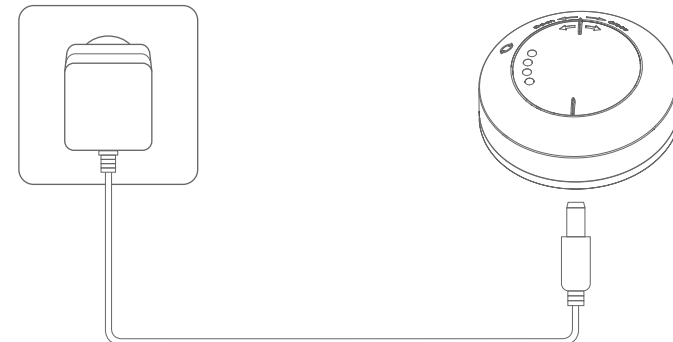
iOS QR Code



Android QR Code

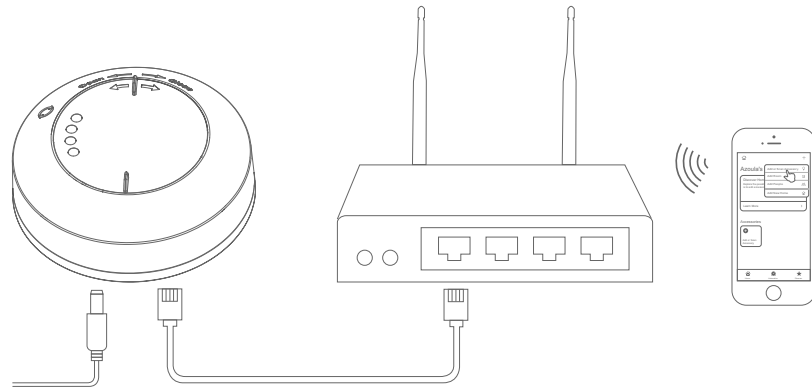
Connect the Smart Hub to power

Connect the power adapter to the Smart Hub and plug it to mains socket.

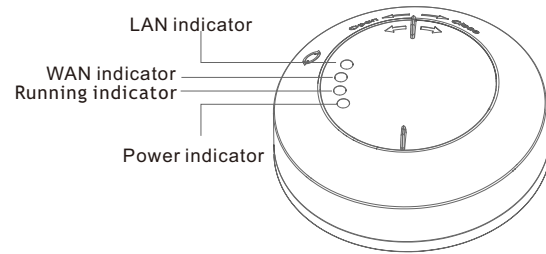


Connect the Smart Hub to network

Connect Smart Hub's LAN port to a router with network cable. Make sure the cell phone for control connects to the same network.



Indicator Lights State



State	LAN indicator: solid blue	Connected to a router
	LAN indicator: flashing blue slowly	Not connected to a router
	Power indicator: solid red	Power connected
	WAN indicator: solid blue	Connected to Internet
	WAN indicator: flashing blue slowly	Not connected to Internet
	Running indicator: flashing blue 6 times rapidly	The smart hub is reset to factory default or manually enter adding device mode

Reset to Factory Default

Press and hold the reset button for over 5 seconds until the running indicator flashing blue 6 times rapidly.

Reboot

Short press the reboot button to reset power of the smart hub, all indicators will turn off, then the gateway will restart.

Add & Control Zigbee Devices

Follow the direction in the "Azoula Smart" app to connect your gateway, then add and control Zigbee devices.

Product Dimensions

