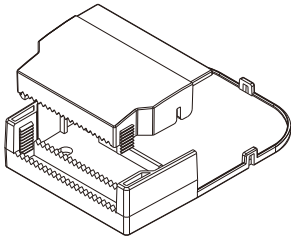
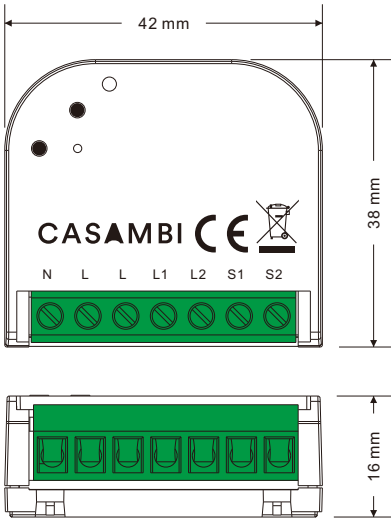


Casambi Smart Curtain Controller

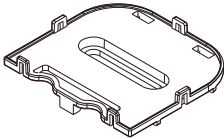


Important: Read All Instructions Prior to Installation

Function introduction



Accessory 1: Wire clamp cover.
Need to purchase separately.



Accessory 2: din rail bracket.
Need to purchase separately.

Product Data

Input Voltage	Output Voltage	Max. Load Current	Standby Power Consumption	Size(LxWxH)
100-240VAC, 50/60Hz	100-240VAC	Inductive load: 2A	<=0.5W	42x38x16mm

- Casambi curtain motor controller, works with Casambi network
- Full support for various curtain types: roller blinds, shutter blinds, drapes, etc.
- 2 push button inputs can be configured to control Casambi network wirelessly
- Configured and controlled by Casambi app
- Typical mesh range is over 50 meters line of sight for indoor environment
- Mini size, easy to installed into a standard wall box
- Waterproof grade: IP20

Safety & Warnings

- DO NOT install with power applied to device.
- DO NOT expose the device to moisture.

Wiring Diagram

Notes for the diagrams:

- L - terminal for live lead
- N - terminal for neutral lead
- S1 - terminal for switch 1
- S2 - terminal for switch 2
- L1 - output terminal 1 of the controller (control curtains)
- L2 - output terminal 2 of the controller (control curtains)

