

# IP65 Z-10 Socket BLE 0-10V Sensor-less Controller

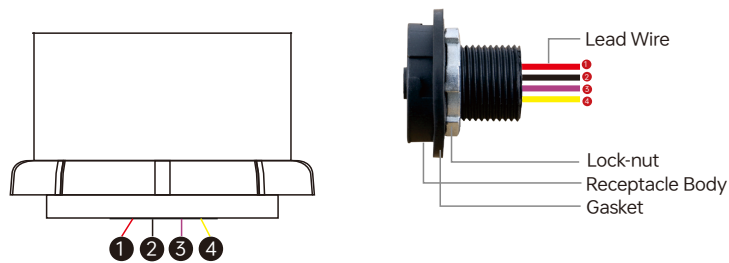


**Important:** Read All Instructions Prior to Installation

## Features

- Bluetooth to 0-10V sensor-less controller , Bluetooth® mesh network
- Mesh network, which has a much longer control distance, transmits received signals to neighboring devices
- All devices on 0-10V line are broadcast controlled by mobile application
- Supporting our kinetic energy switches and EnOcean switches EWSSB and EWSDb
- Autonomos sensor-based control
- Z-10 interface socket
- Available with Magnetic reset (touch the top part of sensor for 5 seconds)
- On-board antenna
- Waterproof grade: Ip65, suitable for outdoor luminaires
- 5 years warranty

## Product info



Zhaga Receptacle Accessory(optional for order)

- ① Port 1 (Red): VCC (12-24V)
- ② Port 2 (Black): GND/ Dim- (0-10V signal)
- ③ Port 3 (Purple): DIM+ (0-10V signal)
- ④ Port 4 (Yellow): No connection

## Parameters

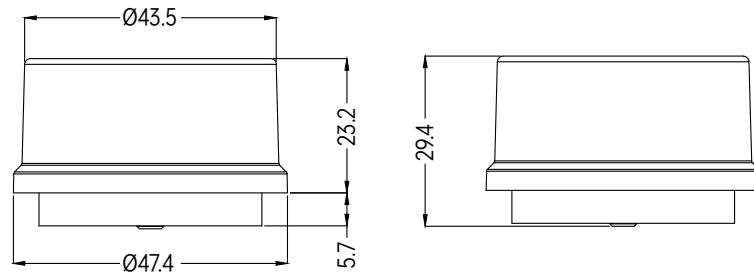
Electrical Information	
Power Supply	12-24 VDC
0-10V Signal Output	20mA
Control	0-10V
Marking Terminals	V+,DIM+, GND(DIM-)
Status Indicators	Red(commissioning)
Environment	
Operating Temperature Range	-20℃ to 40℃
Operating Humidity	0-95%(non-condensing)
Safety Certification	cULus Listed, CE

## Product Description

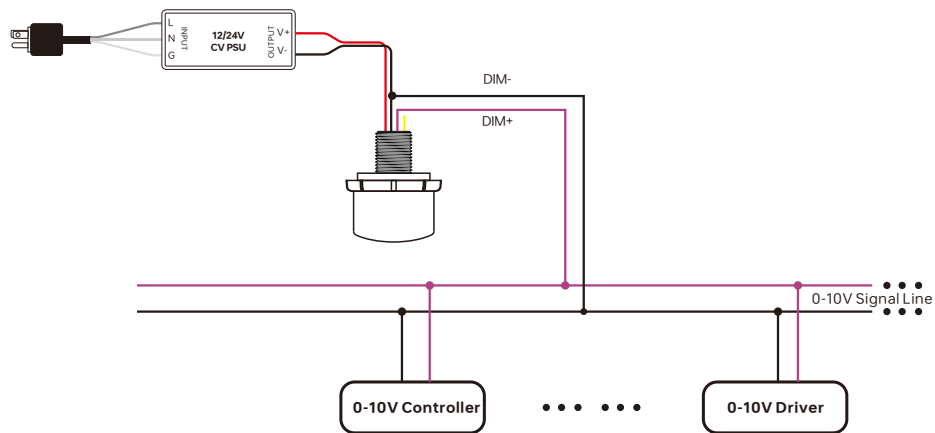
- With a standard Z-10 interface socket, the sensor-less can easily fit into various luminaires with no tools required.
- The sensor-less is IP65 rating, which enables it to be used for outdoor luminaires. It shall work with Z-10 sensor together to significantly lower the project cost and meet the building energy codes.

**Warning** DO NOT expose the device to moisture.  
DO NOT install with power applied to device.

## Product Dimension

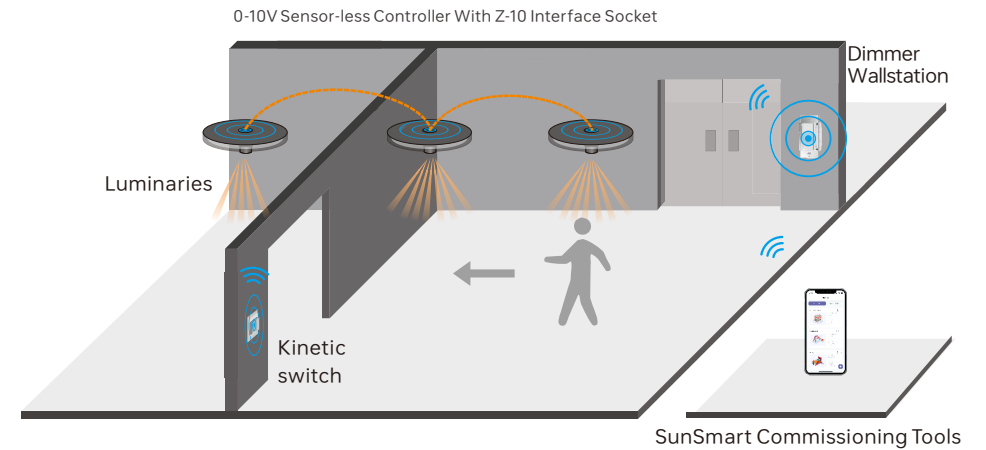


## Wiring



Note: please make sure the polarity of 0-10V signal of the sensor is correctly connected.

## System Overview



## Application



Indoor Low/High-bay Application



Outdoor Application

# Specification

## Energy Savings

- Low/High-end trimming
- Auto and advanced demand response programs
- Time-of-Day dimming schedule

## Comfort & Convenience

- Light-level stability
- Personalized setting profile
- Work with kinetic switch keypad and dimmer wallstation
- Multi-scenes control
- Magnetic Reset

# Operation

- Do wiring according to connection diagram.
- Kindly refer to “SunSmart Commissioning User Manual” for further pairing.
- Available with Magnetic reset(Touch the top part of sensor for 5 seconds).

# Statement

## FCC STATEMENT

This equipment has been tested and found to comply with the limits for a Class B digital device, pursuant to Part 15 of the FCC Rules. These limits are designed to provide reasonable protection against harmful interference in a residential installation. This equipment generates uses and can radiate radio frequency energy and, if not installed and used in accordance with the instructions, may cause harmful interference to radio communications. However, there is no guarantee that interference will not occur in a particular installation. If this equipment does cause harmful interference to radio or television reception, which can be determined by turning the equipment offand on, the user is encouraged to try to correct the interference by one or more of the following measures:

- Reorient or relocate the receiving antenna.
- Increase the separation between the equipment and receiver.
- Connect the equipment into an outlet on a circuit di erent from that to which the receiver is connected.
- Consult the dealer or an experienced radio/TV technician for help.

This device complies with part 15 of the FCC Rules. Operation is subject to the following two conditions:

- (1) This device may not cause harmful interference, and
- (2) this device must accept any interference received, including interference that may cause undesired operation.

Changes or modifications not expressly approved by the party responsible for compliance could void the user's authority to operate the equipment.

## IC STATEMENT

This device complies with Industry Canada's licence-exempt RSSs. Operation is subject to the following two conditions:

- (1) This device may not cause interference; and (2) This device must accept any interference, including interference that may cause undesired operation of the device.

Le présent appareil est conforme aux CNR d'Industrie Canada applicables aux appareils radio exempts de licence. L'exploitation est autorisée aux deux conditions suivantes : (1) l'appareil ne doit pas produire de brouillage, et (2) l'utilisateur de l'appareil doit accepter tout brouillage radioélectrique subi, même si le brouillage est susceptible d'en compromettre le fonctionnement.

## Update Log

Date	Version	Update Content	Update by
2025-7-16	V1.0	Initial Version	Jesse

Subject to change without notice. Please contact us if you have any questions.