

Bluetooth to 0-10V Converter with 5A Relay

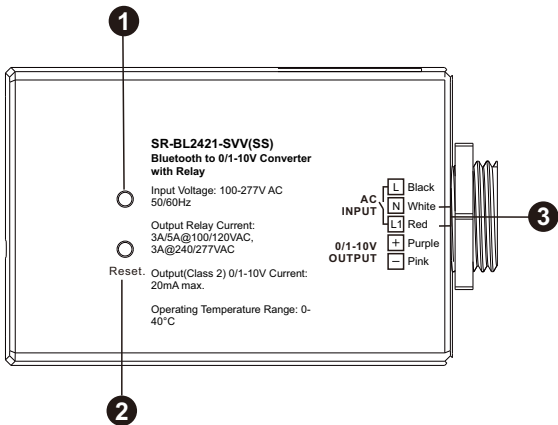
Important: Read All Instructions Prior to Installation



Features

- Bluetooth to 0-10V signal converter,Bluetooth® mesh network
- Built-in 20mA 0-10V signal output, with 5A relay
- Mesh network, which has a much longer control distance, transmits received signals to neighboring devices
- All devices on 0-10V line are broadcast controlled by SunSmart Commissioning tools
- Supporting Sunricher kinetic energy switches and EnOcean switches EWSSB and EWSDB
- In typical outdoor environment, the range for wireless communication is about 65meters . Actual range is dependent on field installation
- Class2 Rated device, UL listed
- IPEX antenna
- Waterproof grade: IP20
- 5 years warranty

Product info



- 1 LED indicator: When controller is added to the network, the indicator light flashes slowly.
- 2 Reset Key: Press it to help withdraw the device from the internet/APP. LED flashes quickly indicates success.
- 3 Relay

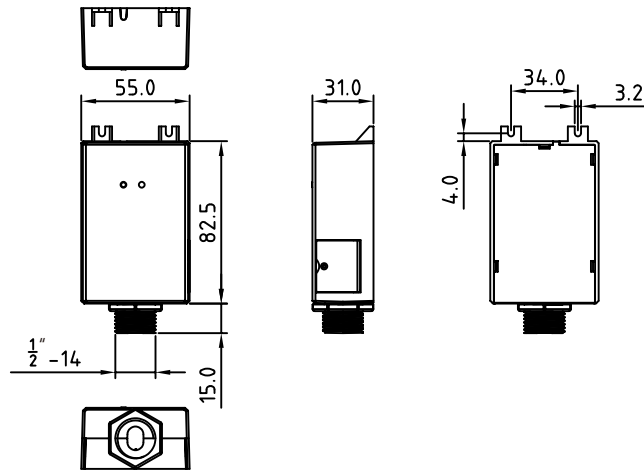
Note: 18AWG for power line; 22AWG for dimming(signal) line

Parameters

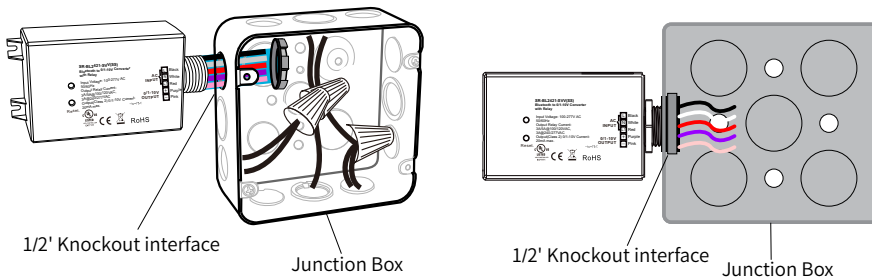
Input	Power	100-277VAC
	Signal	Bluetooth
Output, 0/1-10V	Current	Max. 20mA
Output, Relay	Switching Voltage	100-277VAC
	Current	Max. 5A
Environment	Operating Temperature	0°C~+40°C
	Relative Humidity	8% to 80%
Others	Size	82.5*55*31mm
Relay Ratings		
Load Type	100-277VAC Signal Converter with 5A Relay, SR-BL2421-SVV(SS)	
AC General Use	5A@277VAC	
Resistive	5A@125VAC, 5A@250VAC	
Inductive	5A@277VAC	
Tungsten	1000W, 4A@250VAC	
Motor	1 HP 240V~	

Warning DO NOT expose the device to moisture.
DO NOT install with power applied to device.

Dimension

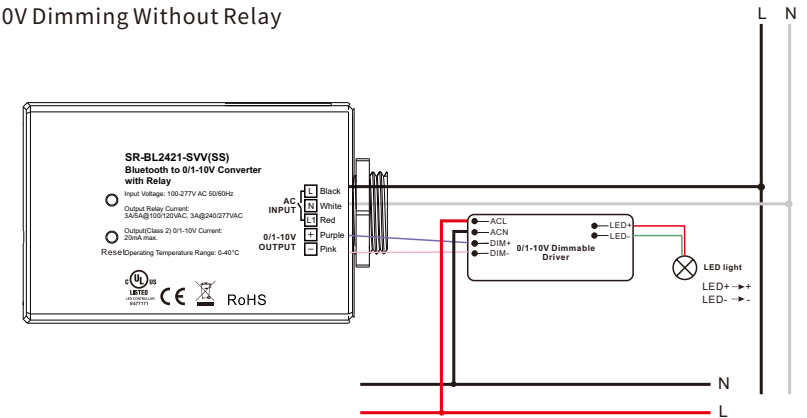


Installation

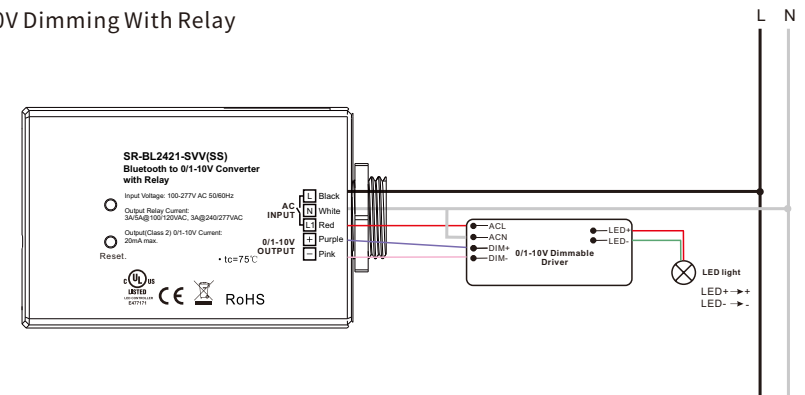


Wiring

0-10V Dimming Without Relay



0-10V Dimming With Relay



Operation

- Do wiring according to connection diagram.
- Kindly refer to “SunSmart Commissioning User Manual” for further pairing.
- Press and hold down the “Reset” button on the controller over 5 seconds until the indicator flashes , which means it has been reset.

Statement

FCC STATEMENT

This equipment has been tested and found to comply with the limits for a Class B digital device, pursuant to Part 15 of the FCC Rules. These limits are designed to provide reasonable protection against harmful interference in a residential installation. This equipment generates uses and can radiate radio frequency energy and, if not installed and used in accordance with the instructions, may cause harmful interference to radio communications. However, there is no guarantee that interference will not occur in a particular installation. If this equipment does cause harmful interference to radio or television reception, which can be determined by turning the equipment off and on, the user is encouraged to try to correct the interference by one or more of the following measures:

- Reorient or relocate the receiving antenna.
- Increase the separation between the equipment and receiver.
- Connect the equipment into an outlet on a circuit different from that to which the receiver is connected.
- Consult the dealer or an experienced radio/TV technician for help.

This device complies with part 15 of the FCC Rules. Operation is subject to the following two conditions:

(1) This device may not cause harmful interference, and (2) this device must accept any interference received, including interference that may cause undesired operation.

Changes or modifications not expressly approved by the party responsible for compliance could void the user's authority to operate the equipment.

The distance between user and products should be no less than 20cm.

Update Log

Date	Version	Update Content	Update by
2025-1-7	V1.0	Initial release	Jesse

Subject to change without notice. Please contact us if you have any questions.