

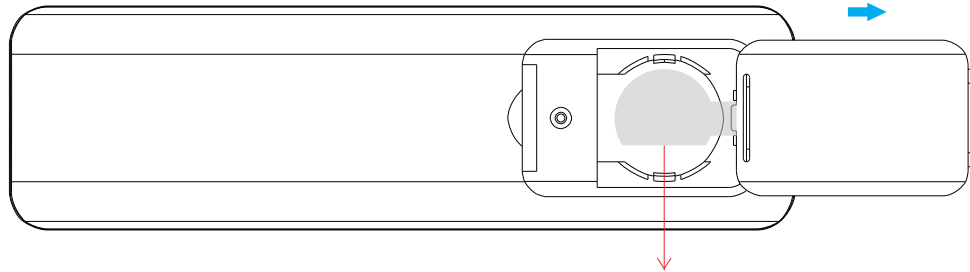
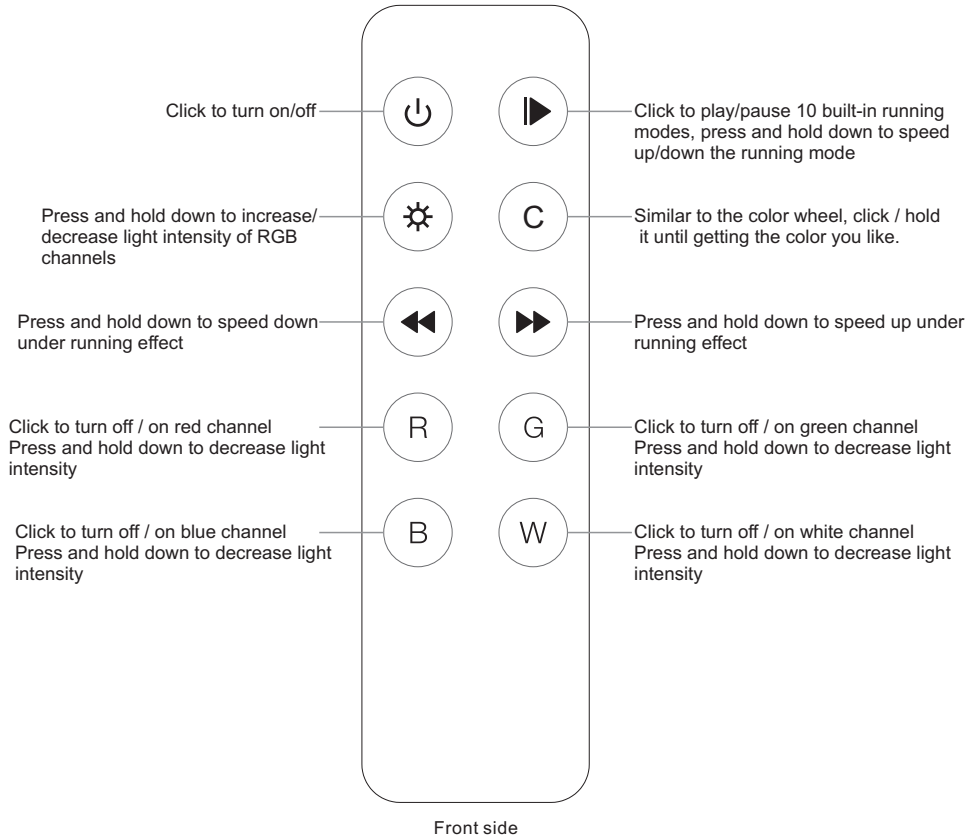
# RF RGBW Remote Controller

09.289WK.04229



**Important:** Read All Instructions Prior to Installation

## Function introduction



**Note:** Before the first use, please remove the protective film on the battery.

Back side

## Product Data

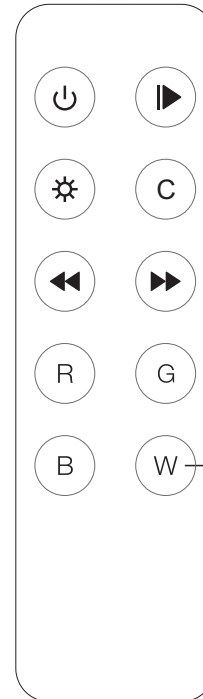
Output	RF signal
Operation Frequency	868MHz
Power Supply	3V(1xCR2025 battery)
Operating temperature	0-40°C
Relative humidity	8% to 80%
Dimensions	136.3x38.9x10.7mm

- Control 1 zone of RF receiver
- RGBW color controller
- Compatible with all universal series RF receivers
- 1 receiver can be paired by max 8 different remote controls.
- Waterproof grade: IP20

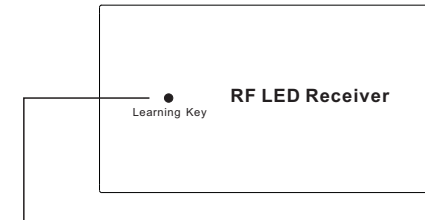
## Safety & Warnings

- This device contains a button lithium battery that shall be stored and disposed properly.
- DO NOT expose the device to moisture.

## Pair with RF receiver



**Step 1:** Do wiring the RF receiver according to wiring diagram (please refer to the instruction of RF receiver that you would like to pair with).



**Step 2:** Click the "Learning Key" button on RF receiver or re-power on the receiver three times continuously to set it into pairing status

**Step 3:** Click any key of the remote (e.g. button **W**), LED lights connected with the RF receiver flicker once means the receiver is paired with the remote successfully.

**Note:** one receiver can be paired with max 8 remote controls.