

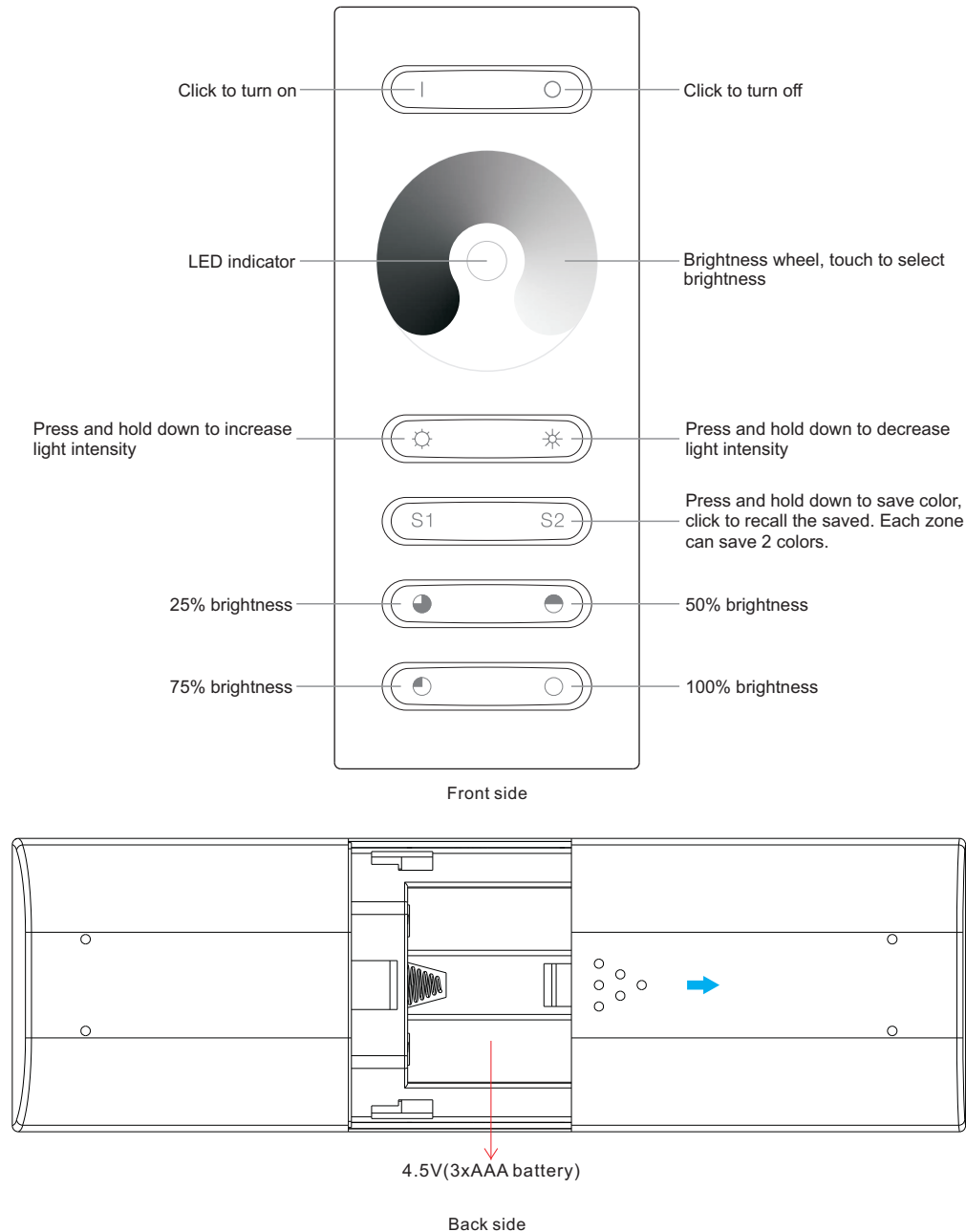
RF Single Color Controller



70010144

Important: Read All Instructions Prior to Installation

Function introduction

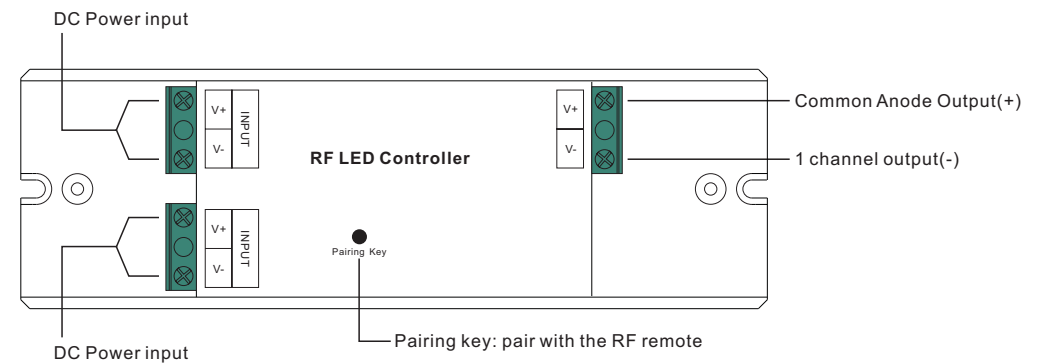


Product Data

Output	RF signal
Operation Frequency	868/915/434MHz
Power Supply	4.5V(3xAAA battery)
Operating temperature	0-40°C
Relative humidity	8% to 80%
Dimensions	120x48x17.6mm

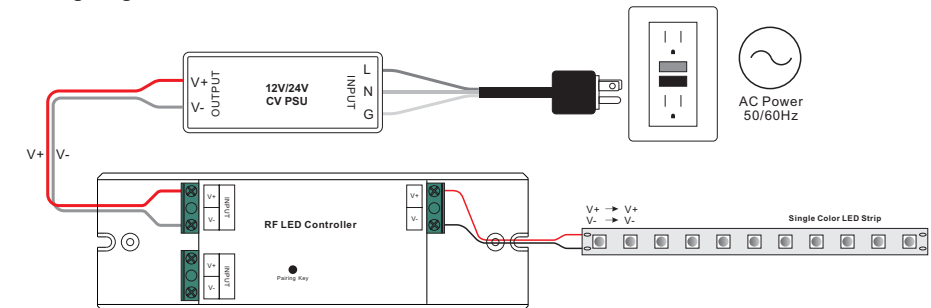
Safety & Warnings

- DO NOT install with power applied to device.
- DO NOT expose the device to moisture.



Input Voltage	Output Current	Output Power	Remarks	Size(LxWxH)
12-24VDC	1x10A	1x(120-240)W	Constant voltage	145x46.5x16mm

Wiring Diagram



Operation

Pair with RF receivers:

Turn on the remote → Click “**Pairing Key**” on RF receiver → Touch the color wheel → LED lights connected with the RF receiver will flicker once → The receiver is paired with the remote successfully.

How to delete the pairing:

Press and hold down “**Pairing Key**” on the receiver for over 3 seconds until connected LED lights flicker twice, which means the pairing is deleted successfully.