

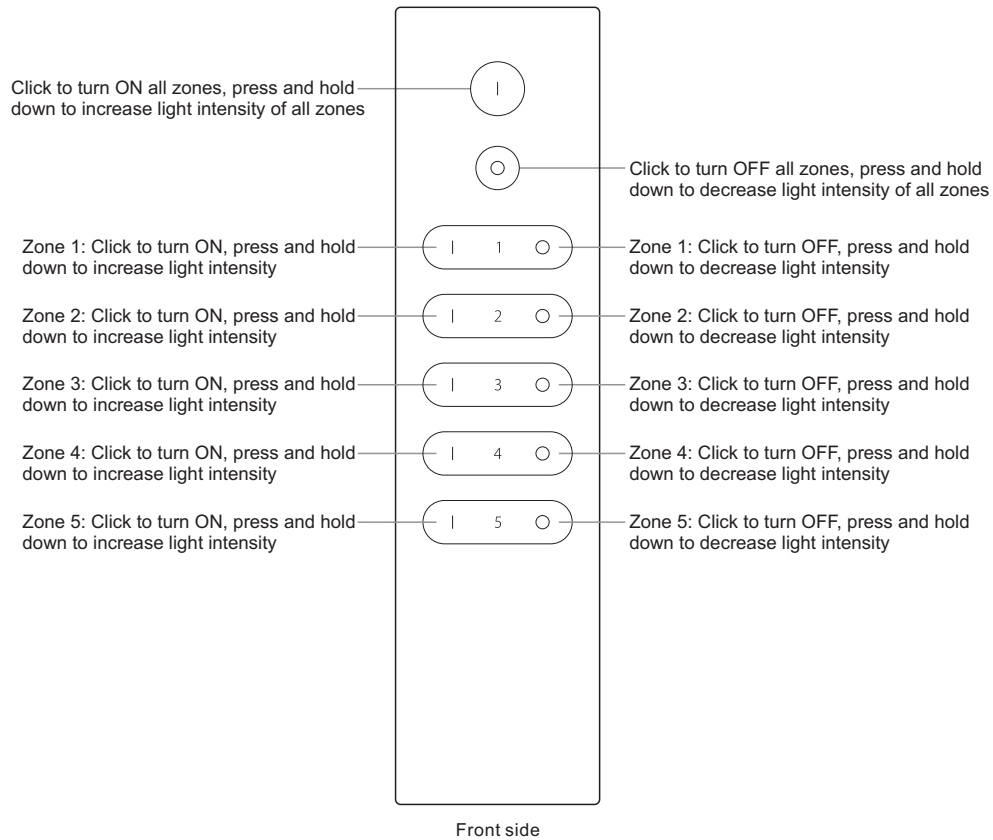
RF Single Color Remote Controller

09.28335.04331



Important: Read All Instructions Prior to Installation

Function introduction



Note: Before the first use, please remove the protective film on the battery.

Back side

Product Data

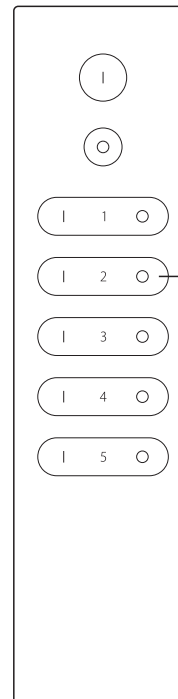
Output	RF signal
Operation Frequency	869.5/916.5/434MHz
Power Supply	3V(1xCR2025 battery)
Operating temperature	0-40°C
Relative humidity	8% to 80%
Dimensions	150x38.6x12mm

- Control 5 zones of receivers separately
- Single color controller
- Compatible with all universal series RF receivers
- 1 receiver can be paired by max 8 different remote controls.
- Waterproof grade: IP20

Safety & Warnings

- This device contains a button lithium battery that shall be stored and disposed properly.
- DO NOT expose the device to moisture.

Pair with RF receiver



Step 1: Do wiring the RF receiver according to wiring diagram (please refer to the instruction of RF receiver that you would like to pair with).




Step 2: Click the "Learning Key" button on RF receiver or re-power on the receiver three times continuously to set it into pairing status

Step 3: Choose one zone and click I or O of the zone (e.g. zone 2), LED lights connected with the RF receiver flicker once means the receiver is paired with zone 2 successfully.

Note: one receiver can be paired with max 8 remote controls.

If you use multiple receivers, you have two choices:

- Option 1: have all the receivers in the same zone, like zone 1
- Option 2: have all the receivers in different zones, like zone 1, zone 2, zone 3, zone 4 and zone 5



Magnetic Bracket