

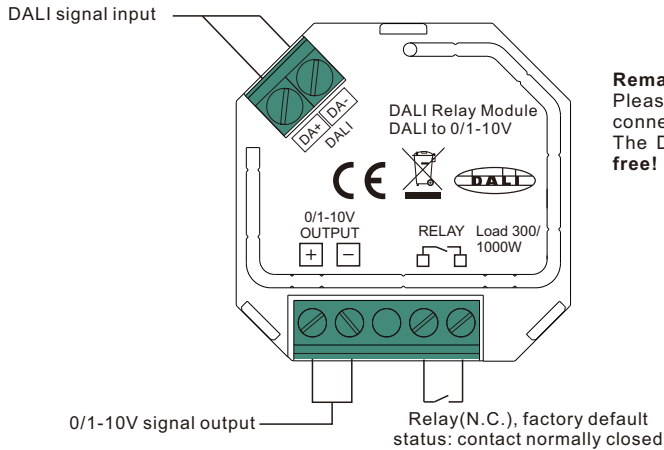
DALI Relay Module + DALI to 0/1-10V Converter

2701SN.04734



Important: Read All Instructions Prior to Installation

Function introduction



Remark: Please keep attention on the connection of the DALI-line: The DALI input is **not polarity free!**

Product Data

Input			Output, relay				Output 0/1-10V
DALI control input	DALI consumption	Number of DALI addresses	Switching voltage AC	Switching voltage DC	Current	Type of contact	Current
1	3mA	1	100-240V	Max. 30V	Resistive load: max. 4.3A Capacitive load: max. 1.3A Inductive load: max. 4.3A	1 normally closed	<10mA

Compatible Load Types		
Load Symbol	Load Type	Maximum Load
	Resistive loads Conventional incandescent and halogen light sources	1000W @ 230VAC 500W @ 110VAC
	Capacitive loads Fluorescent tube lamp (compact / with electronic ballast), electronic transformer, LED	300W @ 230VAC 150W @ 110VAC
	Inductive loads Ferromagnetic transformers	1000W @ 230VAC 500W @ 110VAC

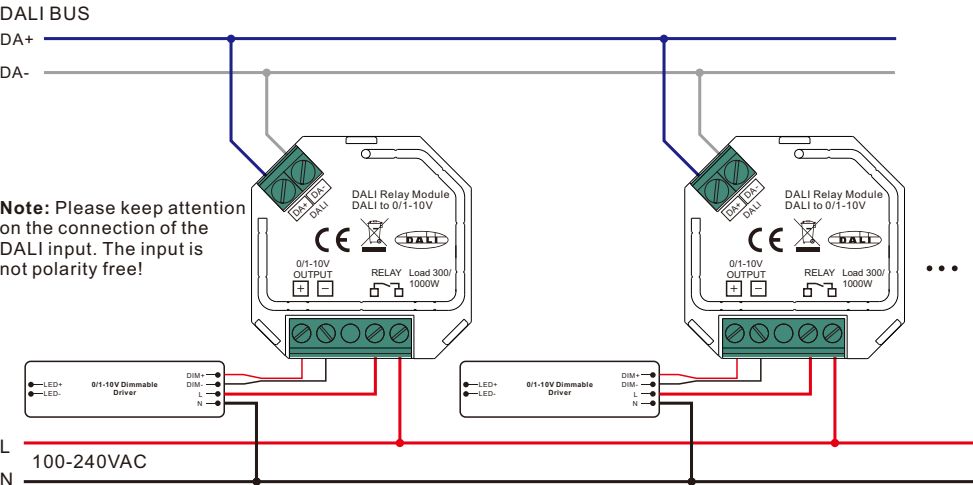
- DALI relay module + DALI to 0/1-10V converter 2 in 1, enable to switch power of the 0/1-10V load through the relay
- DALI bus powered, no extra power supply required
- 1 DALI address can be assigned by DALI master controller
- Control of one standard contactor
- Compact relay module for controlling a standard contactor via DALI
- Loads that do not have a DALI input can therefore be integrated in the DALI circuit
- The loads can be switched on and off via DALI
- Compatible with universal DALI systems and master controllers in the market
- Mini Size, easy to be Installed into a standard wall box
- 5 years warranty
- Waterproof grade: IP20

Safety & Warnings

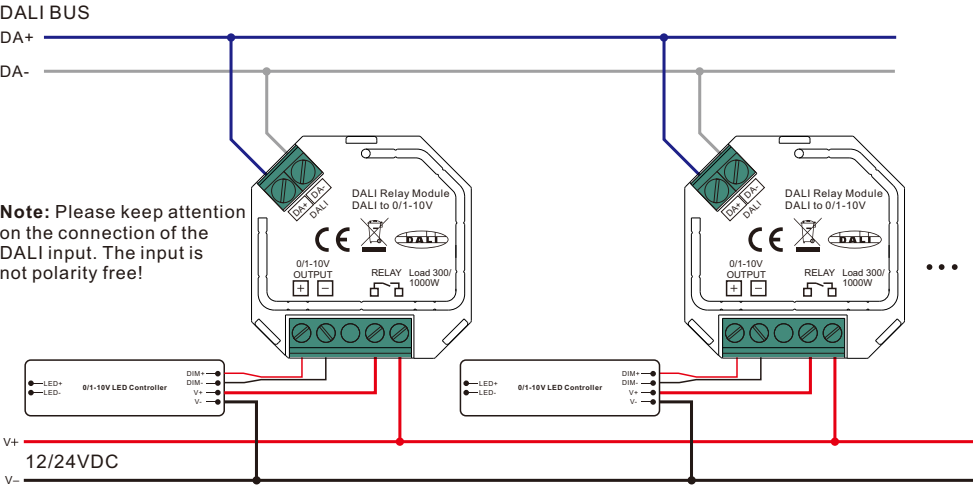
- DO NOT install with power applied to device.
- DO NOT expose the device to moisture.

Wiring diagram

(1) Connecting both Relay & 0/1-10V outputs, switching of 100-240VAC powered 0/1-10V load



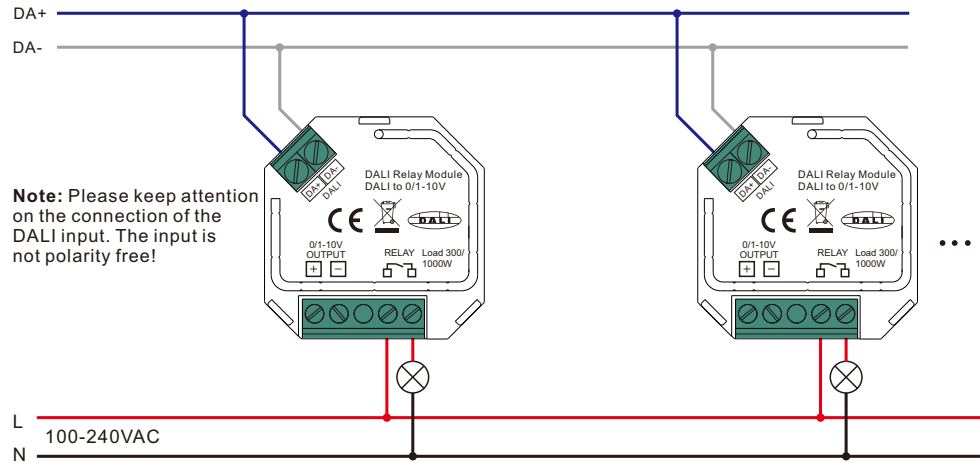
(2) Connecting both Relay & 0/1-10V outputs, switching of 12/24VDC powered 0/1-10V load



Note: the relay can also be connected to the input of the 12/24VDC PSU to switch 100-240V mains power.

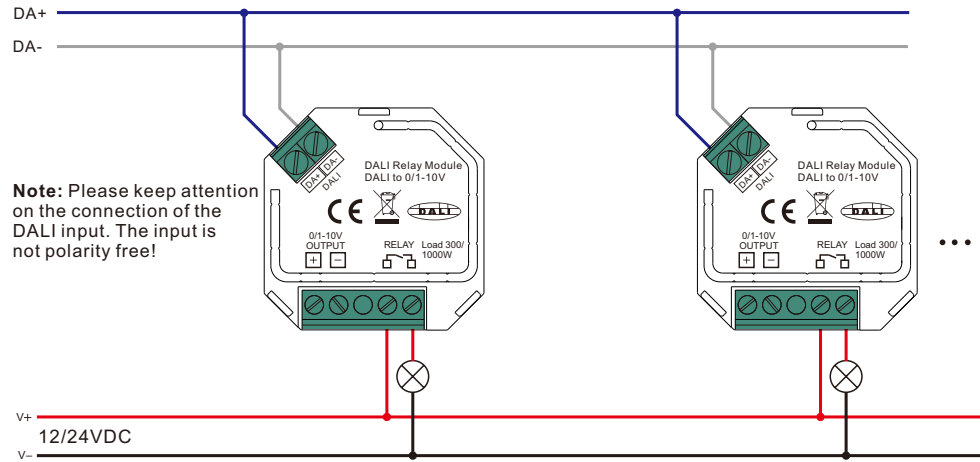
(3) Connecting only Relay output, switching of 100-240VAC load

DALI BUS



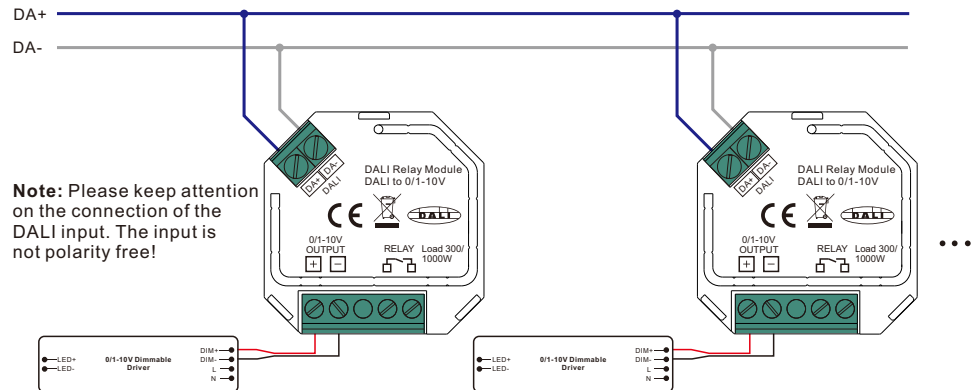
(4) Connecting only Relay output, switching of 12/24VDC load

DALI BUS



(5) Connecting only 0/1-10V signal output

DALI BUS



Operation

Setting DALI Address:

1 DALI address can be assigned by DALI Master controller automatically, please refer to user manuals of compatible DALI Masters for specific operations.

Product Dimension

