

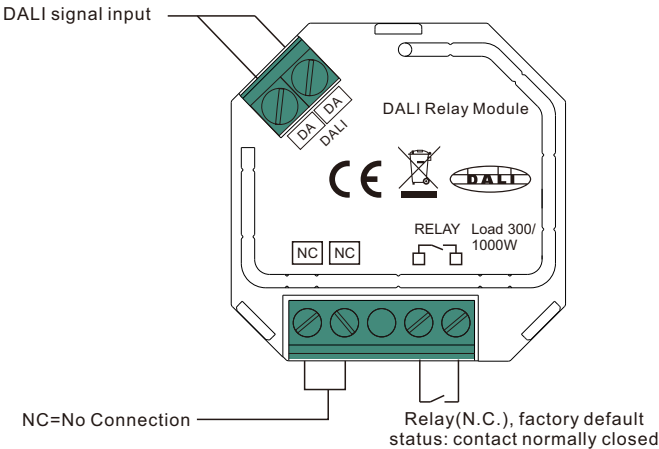
DALI Relay Module



70040043

Important: Read All Instructions Prior to Installation

Function introduction



Product Data

Input			Output, relay			
DALI control input	DALI consumption	Number of DALI addresses	Switching voltage AC	Switching voltage DC	Current	Type of contact
1	< 3mA	1	Max. 250V	Max. 30V	Resistive load: max. 4.3A Capacitive load: max. 1.3A Inductive load: max. 4.3A	1 normally closed

Compatible Load Types		
Load Symbol	Load Type	Maximum Load
	Resistive loads Conventional incandescent and halogen light sources	1000W @ 230VAC 500W @ 110VAC
	Capacitive loads Fluorescent tube lamp (compact / with electronic ballast), electronic transformer, LED	300W @ 230VAC 150W @ 110VAC
	Inductive loads Ferromagnetic transformers	1000W @ 230VAC 500W @ 110VAC

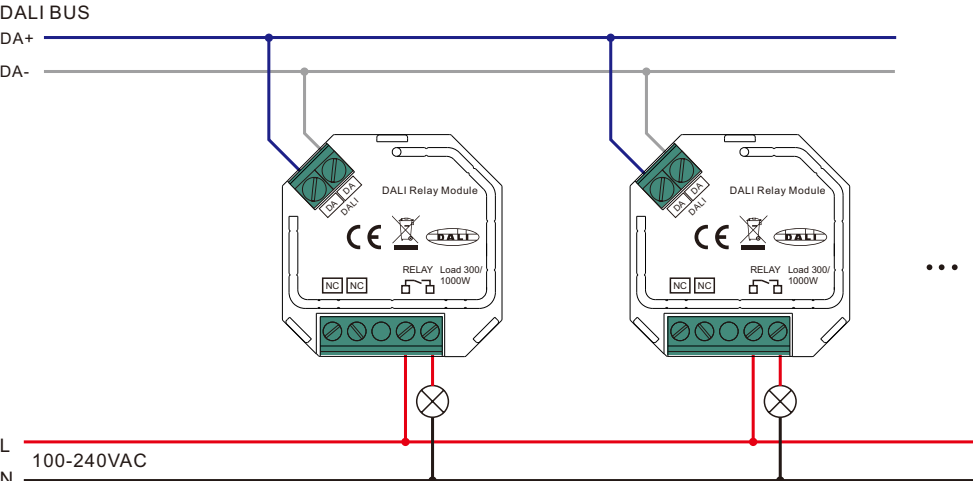
- DALI relay module
- DALI bus powered, no extra power supply required
- 1 DALI address can be assigned by DALI master controller
- Control of one standard contactor
- Compact relay module for controlling a standard contactor via DALI
- Loads that do not have a DALI input can therefore be integrated in the DALI circuit
- The loads can be switched on and off via DALI
- Compatible with universal DALI systems and master controllers in the market
- Mini Size, easy to be Installed into a standard wall box
- 5 years warranty
- Waterproof grade: IP20

Safety & Warnings

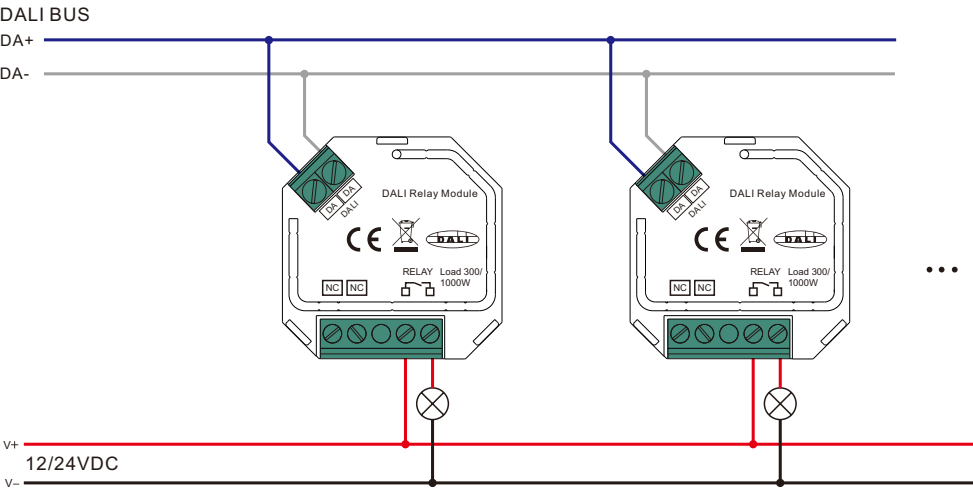
- DO NOT install with power applied to device.
- DO NOT expose the device to moisture.

Wiring diagram

(1) Switching of 100-240VAC load



(2) Switching of 12/24VDC load



Operation

Setting DALI Address:

1 DALI address can be assigned by DALI Master controller automatically, please refer to user manuals of compatible DALI Masters for specific operations.

Product Dimension

