

SUNRICHER 2026



Professional Lighting control system 2026



sales@sunricher.com
<https://www.sunricher.com>

Shenzhen Sunricher Technology Co.,Ltd
3F&5F,Bldg.E.Qihang Technology Innovation R&D Industrial Park,Shenzhen,China



DALI | DMX512/RDM | KNX | RF/Wi-Fi
PWM LED Controller | Power Repeater | 0-10V

www.sunricher.com

CONTENTS

About Sunricher 01

DALI/DALI-2 03

1	DALI LED Controller	
1.1	DT6 DALI LED Controller	10
1.2	DT8 DALI LED Controller	13
1.3	NFC Programmable DALI LED Controller	15
2	DALI LED Driver	
2.1	DALI NFC Dimmable Driver	18
2.2	DALI NFC D4i Dimmable Driver	22/28
2.3	DALI LED Driver	30
2.4	In-track LED Driver	32
3	DALI Phase Dimmer	33
4	DALI Relay	34
5	DALI Wall Panel	
5.1	DALI Rotary Dimmer	36
5.2	DALI Touch Panel	37
5.3	DALI Push Button	38
5.4	DALI Push Button Coupler	40
6	DALI Sensor	42
7	DALI-2 Master	44
8	DALI Gateway	44
9	DALI Bus PS	46
10	DALI Repeater	47
11	DALI Broadcast Module	48
12	DALI Converter	
12.1	DALI to 0/1-10V Converter	48
12.2	Wireless to DALI Converter	49

DMX512/ RDM 50

1	Constant Voltage DMX512 Decoder	52
2	Constant Current DMX512 Decoder	57
3	High Volt LED Strip DMX/RDM Decoder	59
4	DMX RDM LED Driver	60
5	DMX512 Phase Dimmer	62
6	DMX512 Relay	62
7	DMX512 Touch Panel	63
8	Accessories	64
9	Converter	65
10	DMX512 Master Controller	66
11	Signal Repeater	68

KNX 70

1	KNX Actuator	
1.1	KNX LED Controller	72
1.2	KNX LED Driver	72
1.3	KNX Dimming Actuator	73
1.4	KNX Switching Actuator	73
2	KNX Wall Panel	
2.1	KNX Push Button	74
2.2	KNX Touch Panel	74
3	KNX Sensor	75
4	KNX Gateway	75

RF/Wi-Fi 76

1	RF/WiFi LED Controller	78
2	RF NFC Dimmable Driver	80
3	RF LED Driver	82
4	RF Remote	82
5	RF Phase Dimmer	84
6	RF Relay	85
7	RF Wall Panel	
7.1	Rotary Knob	85
7.2	Panel	87
7.3	Push Button	88
7.4	Push Button Coupler Module	89
8	RF Converter	90
9	Wi-Fi Gateway	90
10	RF+Manual LED Controller	91
11	RF Economic Kit	92
12	SPI Series	93

PWM LED Controller 94


Power Repeater 96

0/1-10V 98

1	0/1-10V LED Controller	99
2	0/1-10V LED Driver	100
3	0/1-10V Rotary Knob	102
4	0/1-10V Converter	103



About Sunricher



Shenzhen Sunricher Technology Co., Ltd. has specialized in wired and wireless lighting control systems for over 20 years. Our innovative, high-quality products serve commercial, industrial, and smart home lighting applications.

As a preferred ODM/OEM partner for leading global brands, we excel in lighting control and IoT technologies, including DALI, DMX512, KNX, Zigbee, Matter, Bluetooth, Wi-Fi, and RF. Sunricher is a member of the DALI Alliance, KNX Association, CSA, Bluetooth SIG, Zhaga Consortium, Thread Group, LoRa Alliance, and IWBI.

We provide:

- Experienced R&D driving innovative designs
- Efficient production with strict quality control
- Prompt after-sales support
- Global certifications:
UL, TUV, CE, ENEC, GS, CCC, RCM, FCC, PSE, RoHS
- Patented designs and certified technologies:
DALI-2, KNX, Zigbee 3.0, Matter, Bluetooth




Sunricher Projects




UAE - 50th National Day Gala



2022 Qatar World Cup Football Festival



Zhongguancun International Innovation Center - Beijing, China




2022 Winter Olympics National Speed Skating Oval, Beijing




CCTV Studio, China



LV Chain Store



Suntory's First Global Flagship Store




EU headquarters, Belgium




City Hall, London



French Parliament Building, France



Samsung Building, Korea



The Lovell House, USA



Aalborg hospital, Denmark



Hannover State Opera House




Aalborg University, Denmark




Hilton, Holland



World Reception Hall, Shanghai



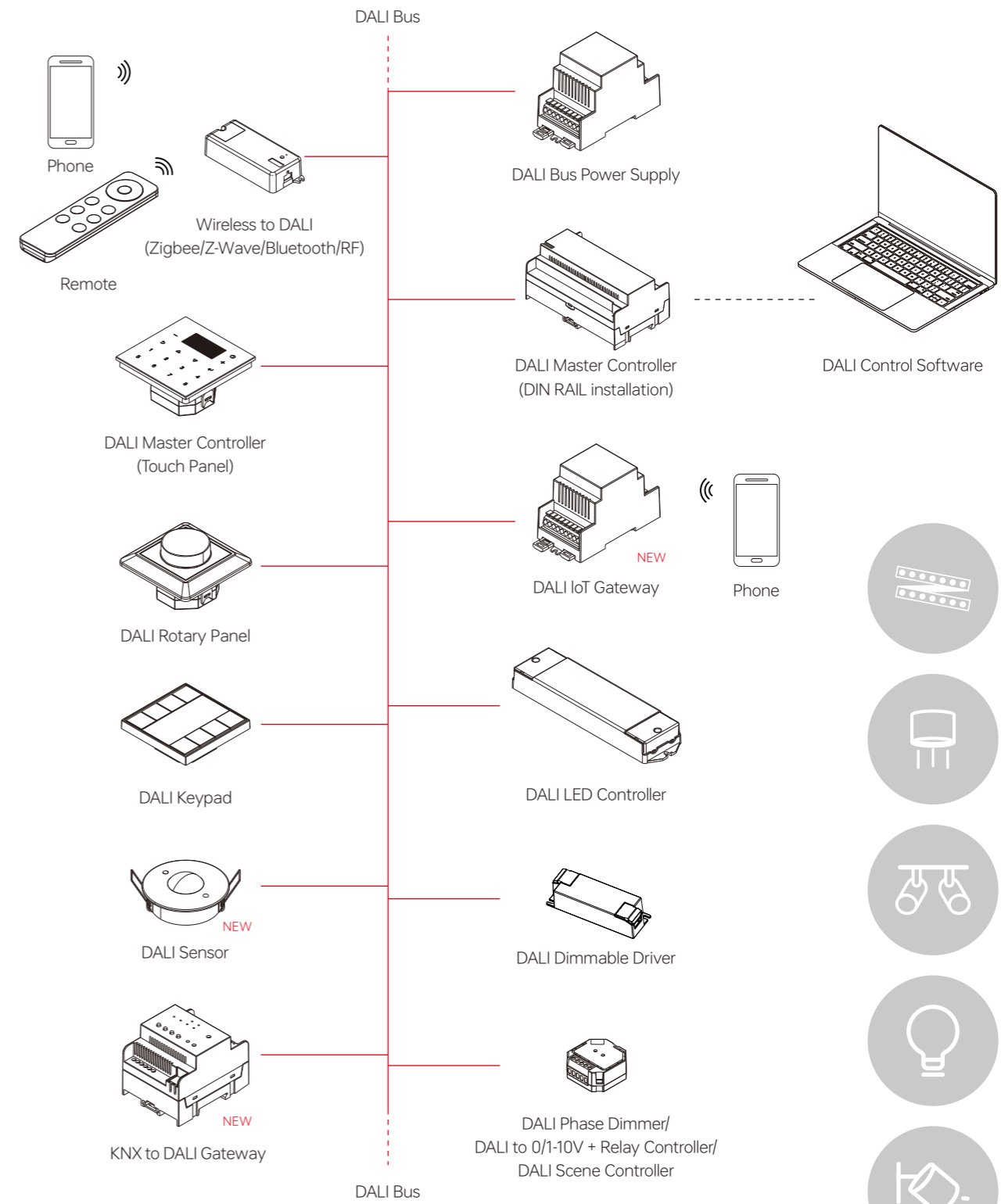
World Top Scientist Forum Permanent Venue, China



Beijing Daxing International Airport, China

DALI/DALI-2

DALI Control System



DALI 2

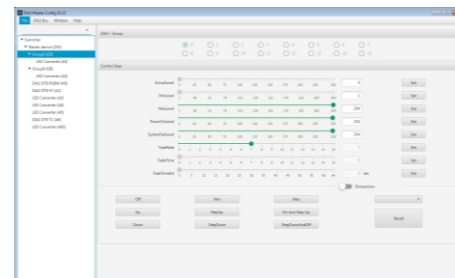
DALI-2 System

DALI-2 system is an intelligent control system based on standard DALI-2 protocol and combined with the Internet, cloud computing, and on-site project management. This system supports not only standard DALI-2 protocol and devices, DALI wireless protocol and devices, but also multi-device connections, complex device linkage and logic settings, lights and curtains control, preset and remote commissioning, and small and large scale applications.

An advanced lighting control system with fully DALI-2 compliant and certified.

Features

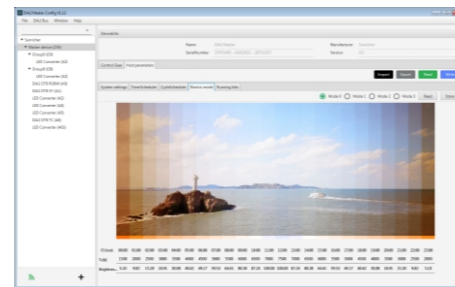
- > Full support for DALI and DALI-2 protocols and devices
- > Intuitive preset and commissioning functions
- > Manage project by creating project sites
- > Error report function
- > Built-in clock, support configuring timer task
- > The system can run locally and offline after setting
- > Easily integrated into the building control system
- > Suitable for control scale of rooms, floors and buildings



Chinese and English Setting Interface

Functions

- > Control brightness/color temperature/RGB
- > Control address/group/scene
- > Control motion sensor
- > Control illumination compensation
- > Control curtain
- > Configure biorhythms(human centric lighting)
- > Configure cycle plans
- > Control complicated logic and device associations

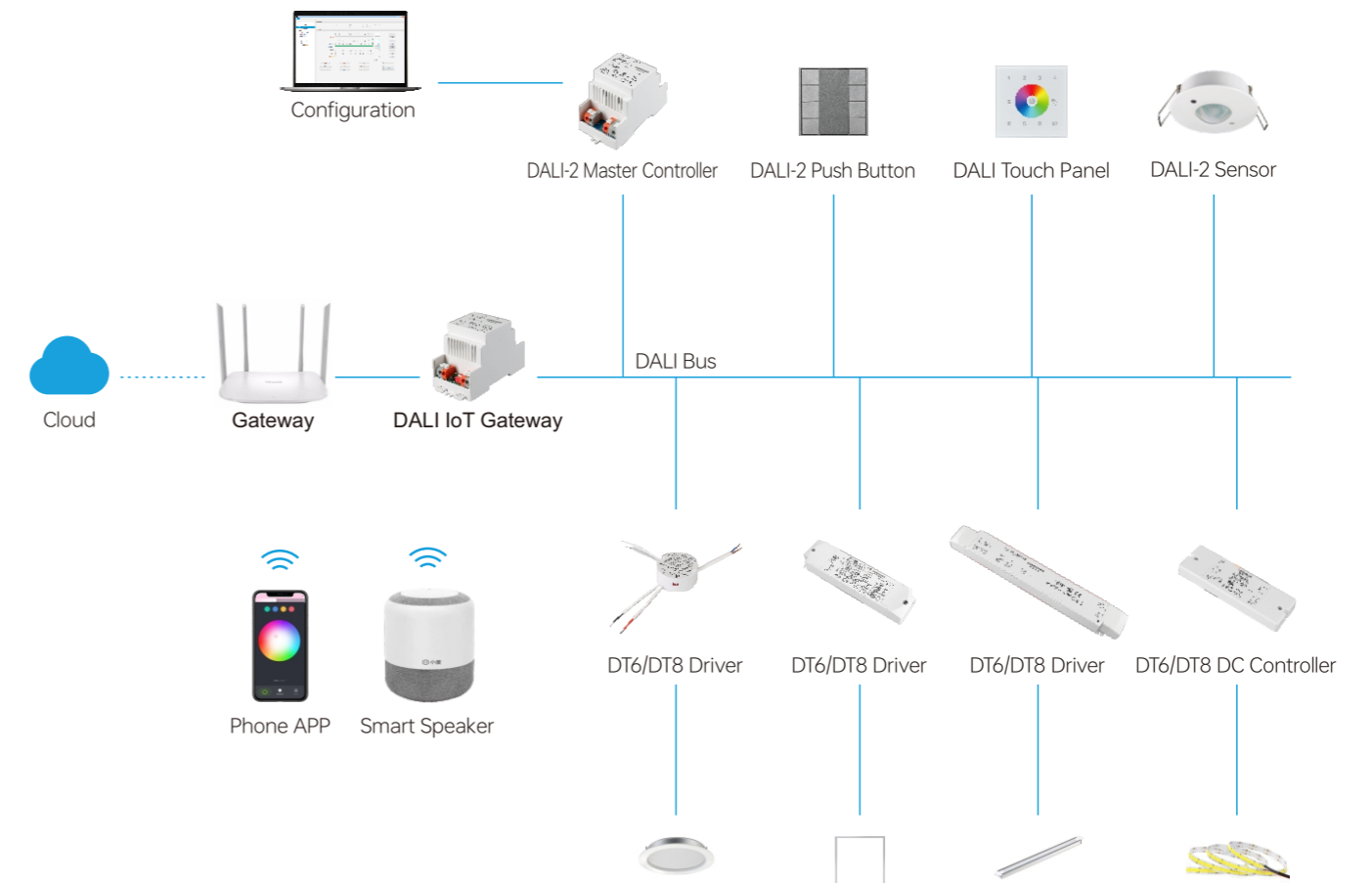


Human Centric Lighting

DALI-2 System Application Solution

Solution for Small Space

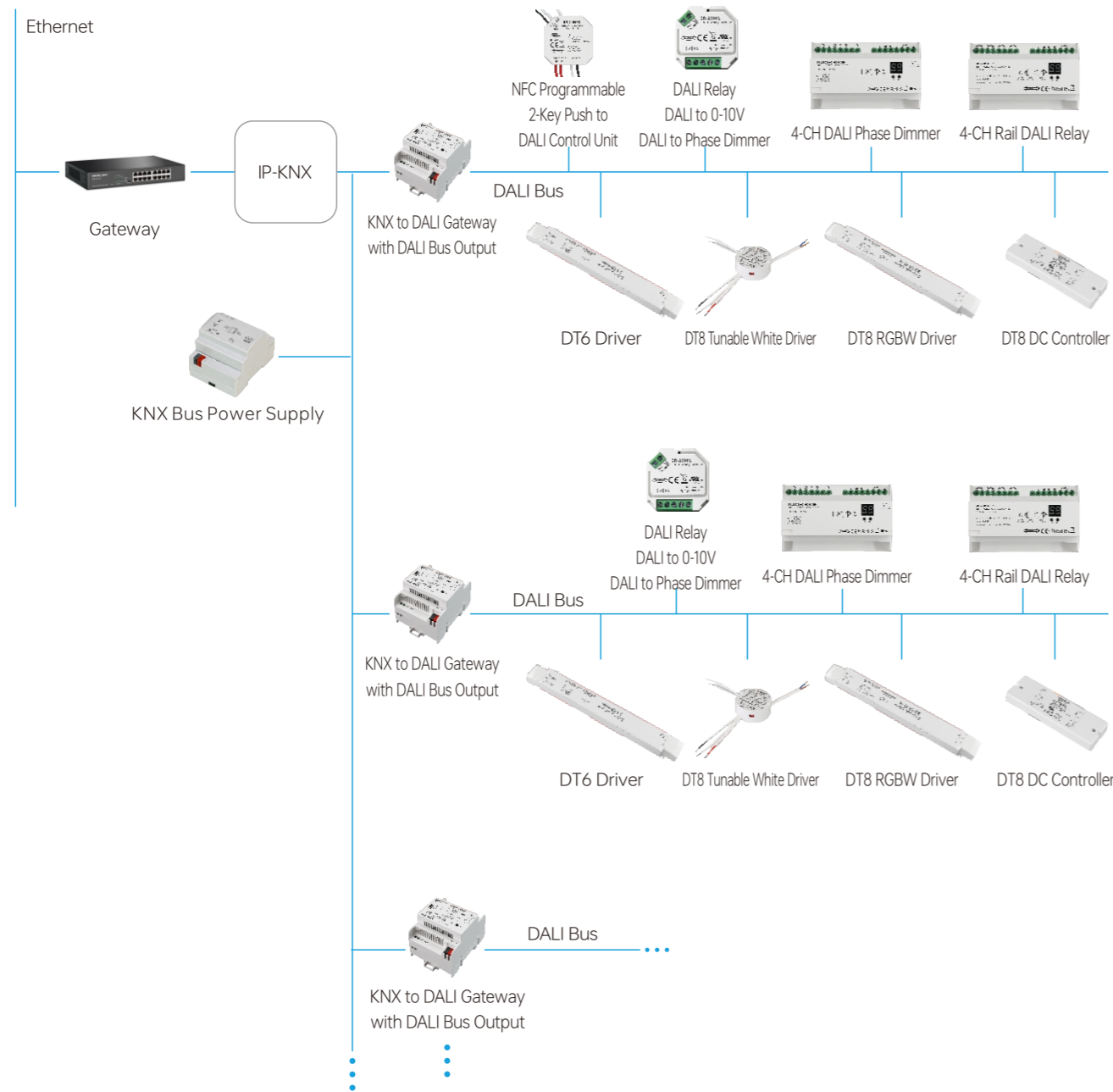
As for small space lighting control, the number of lamps is generally less than 64 and since one DALI loop can support up to 64 DALI devices, so one DALI loop is enough. Sunricher DALI-2 master controller(SR-2300-USB) can install standard DALI-2 control devices and drivers, such as control panel and sensor. By flexibly setting panels, sensors, drivers, and software, the lighting control for small spaces can be realized.



DALI-2 System Application Solution

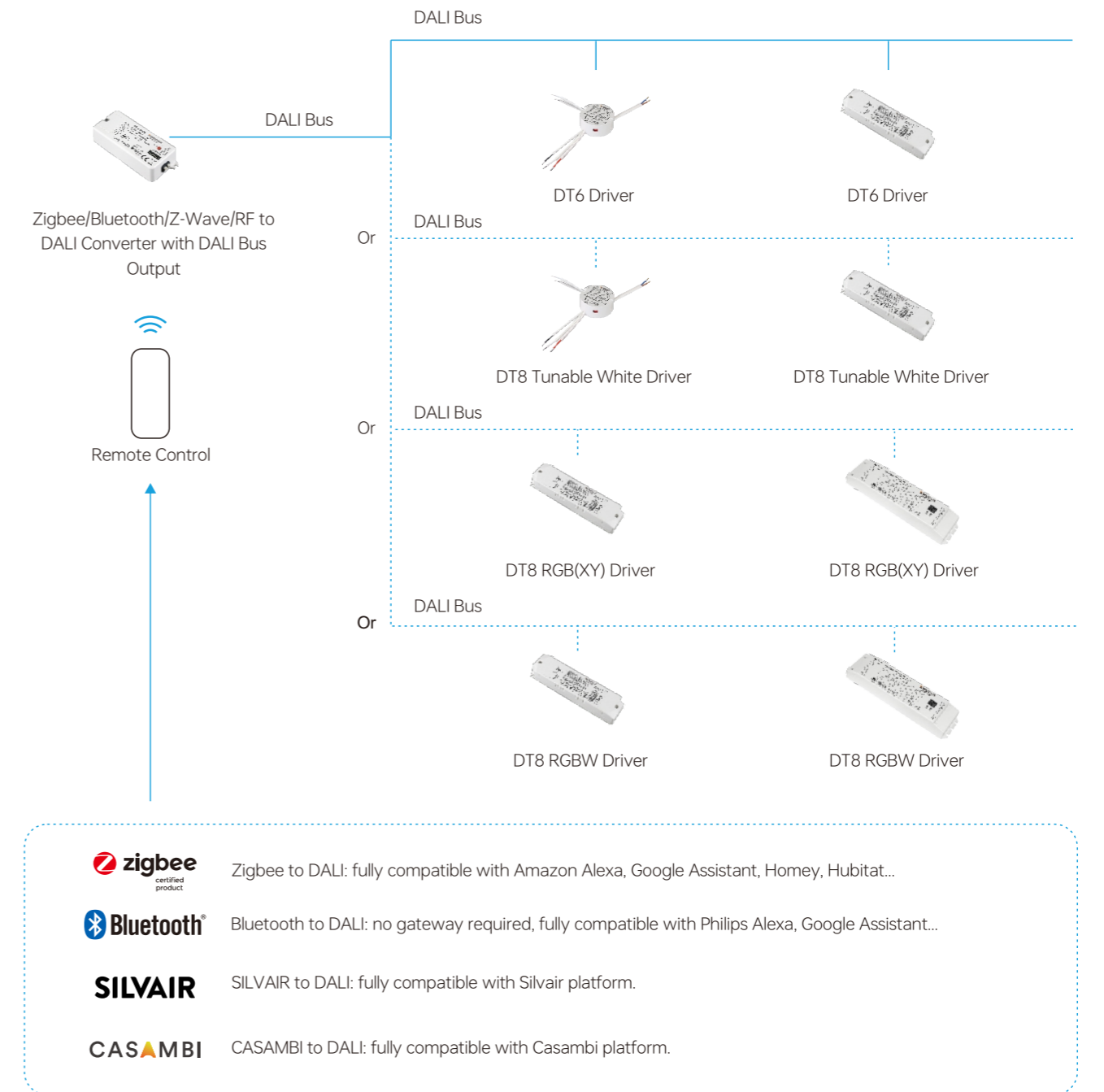
KNX DALI Gateway

The KNX DALI Gateway is a DIN rail module for installation in the distribution board on a 35 mm mounting rail. It is a DALI single-master controller to DALI standard IEC 62386 Parts 101ed2 and 103ed1. The gateway is suitable for use with DALI and DALI-2 systems. It supports Device Type 6, Device Type 8 Tc, Device Type 8 XY coordinate, Device Type 8 RGB with DALI interfaces to IEC 62386 and their integration in a KNX building installation. The DALI gateway has 2 channels DALI output. Up to 64 DALI devices can be connected to each DALI output. DT6 and DT8 devices can all be connected to each DALI output in a mixed configuration.



Wireless to DALI Application Solution

In order to facilitate the system transformation and upgrade, Sunricher provides various wireless-to-DALI solutions, including Zigbee, Bluetooth, Z-Wave, RF-to-DALI, etc.



DALI Center Overview

DALI Center is a platform deployed on local computers designed by Sunricher for public building lighting management. Its interface is simple, and installation and deployment are straightforward. It enables individual or centralized control of lighting in different areas and provides an energy analysis interface. Through timing and sensor automation features, it helps improve energy efficiency.

Core Advantages



Ease of Use

The user interface of DALI Center is intuitive and user-friendly, making the setup and control processes straightforward.



Energy Management

Offers robust energy analysis and statistical tools to help users reduce energy consumption and enhance energy efficiency.



Scheduling and Automation

Support for scheduled tasks and automation configurations makes lighting control smarter and more automated.



Multi-Device Type Support

Compatible with various DALI 0-10V devices and wireless conversion devices, providing a wide range of device choices.



Stability

DALI Center's local deployment ensures stability and reliability, making it suitable for commercial and public building applications.

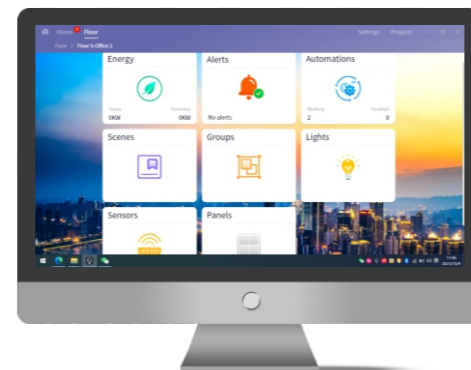


Versatility

From lighting control to energy management, it serves as an all-in-one solution suitable for various application scenarios.

Intuitive operation interface

DALI Center offers an area overview window, which serves as a convenient hub for accessing all your configurations, including automation, groups, scenes, and more. This window also provides a clear overview of device types within a given area. Additionally, the energy statistics module allows for a visual representation of energy consumption, while the alarm module keeps you promptly informed about device statuses.



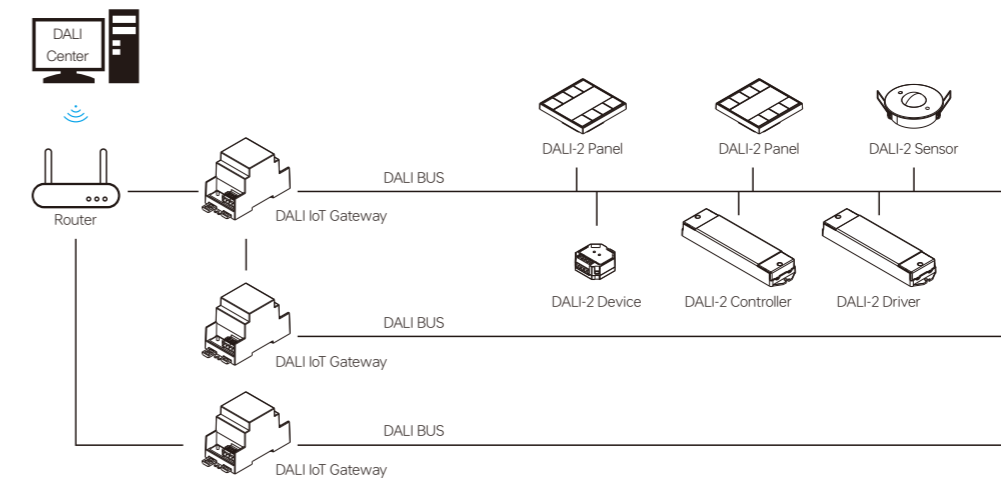
Quick Creation and Setting

DALI Center offers two methods for project creation: importing and new project creation. During the project creation process, you can configure areas based on your specific requirements, and each area can accommodate multiple gateways. All settings related to devices, groups, scenes, gateways, and system configurations can be conveniently accessed and adjusted within the settings window.

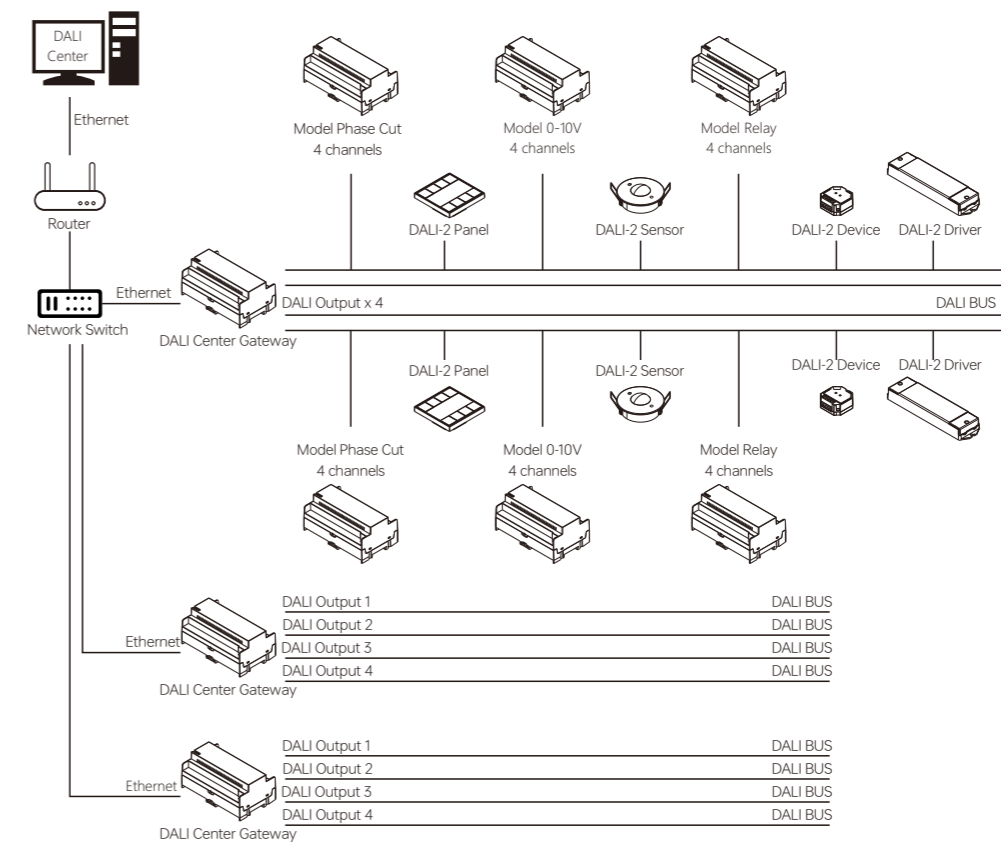
Application

Small Space: conventional DALI IOT gateway

Cascading and linkage through the DALI-2 gateway provide solutions for lighting and curtain control in large and complex spaces. Each gateway has an Ethernet port, through which each DALI-2 gateway can be cascaded and device linkage can be performed through setting software. For example, the control panel of A gateway can control the lights under B gateway, the lights under A gateway and lights under B gateway can be grouped into one group and controlled, and the whole control can be independently operated or connected to the encrypted cloud for setting, control, and upgrade, etc



Medium to large spaces: professional DALI+0-10V+relay IOT gateway


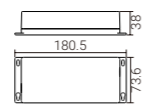



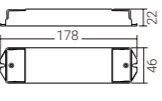

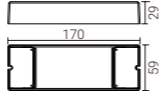

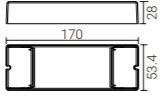



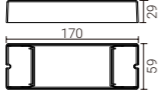

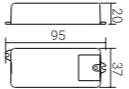




LED Controller

DT6 DALI LED Controller (Constant Voltage)

- > Built-in DALI-2 interface, DALI DT6 device
- > Manual /automatically DALI address setting
- > In compliance with IEC 62386-101:2014, IEC 62386-102:2014, IEC 62386-207 Ed2.


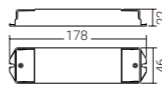

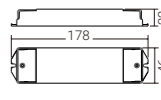

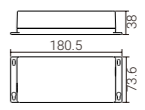
			
Model SR-2304B(WP) Input Voltage 12-36Vdc Output Current 5A*4CH Output Power 12V@240W, 24V@480W, 36V@720W Feature IP67, Can set 1-4 addresses, Push dim		Model SR-2303(Push Dim) Input Voltage 12-24Vdc Output Current 10A*1CH Output Power 120-240W Feature Super slim, Push dim	
			
Model SR-2304B Input Voltage 12-36Vdc Output Current 5A*4CH Output Power 240-720W Feature Can set 1-4 address, Push dim		Model SR-2304BEA Input Voltage 12-36Vdc Output Current 8A*4CH Output Power 384-1152W Feature Can set 1-4 addresses, Push dim	
			
Model SR-2304NP Input Voltage 12-36Vdc Output Current 5A*4CH Output Power 12V@240W, 24V@480W, 36V@ 720W Feature Push & PLUG terminal		Model SR-2304DIN Input Voltage 12-36Vdc Output Current 5A*4CH Output Power 240-720W Feature DIN RAIL installation, Can set 1-4 addresses, Push dim	
			
Model SR-2307NP Input Voltage 12-36Vdc Output Current 5A*4CH Output Power 12V@240W, 24V@480W, 36V@ 720W Feature Can set 1-4 addresses, Push dim		Model SR-2303S Input Voltage 12-36Vdc Output Current 8A*1CH Output Power 12V@96W, 24V@192W, 36V@ 288W Feature 1 channel CV, Mini size	



LED Controller


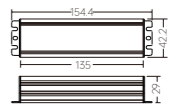
DT6 DALI LED Controller (Constant Current)

- > Built-in DALI-2 interface, DALI DT6 device
- > Manual /automatically DALI address setting
- > In compliance with IEC 62386-101:2014, IEC 62386-102:2014, IEC 62386-207 Ed2.

			
Model SR-2316B Input Voltage 12-36Vdc Output Current 350mA*4CH Output Power 12V@16.8W, 24V@33.6W, 36V@50.4W Feature IP20, Can set 1-4 addresses, Push dim		Model SR-2318B Input Voltage 12-36Vdc Output Current 700mA*4CH Output Power 12V@33.6W, 24V@67.2W, 36V@100.8W Feature IP20, Can set 1-4 addresses, Push dim	
			
Model SR-2314B(WP) Input Voltage 12-36Vdc Output Current 350mA*4CH Output Power 12V@16.8W, 24V@33.6W, 36V@50.4W Feature IP67			

DALI-2 controller with integrated power supply

- > In compliance with IEC 62386-101:2014, IEC 62386-102:2014, IEC 62386-207 Ed2.
- > Built-in DALI-2 interface, DALI DT6 device
- > Built-in 24V AUX and 50mA DALI bus power
- > Output current 500-1650mA can be set in factory
- > Built-in boost circuit allows the controller to operate normally even when the battery voltage is unstable.
- > Suitable for use in solar street lamps and to be used in conjunction with MPPT.


	
Model SR-2303D4i Input Voltage 20-28Vdc Output Voltage 18-24Vdc Output Current 500-1650mA Output Power 40W max. Feature IP67	



LED Controller

DALI Dimmer with Built-in Master Function

- > DALI DT6 dimmer, 4 channels PWM output, built-in DALI master function
- > Enables to predefine & recall 16 DALI scenes to 4 PWM outputs individually
- > Logarithmic/Linear dimming curve settable, match sensitivity of human eyes
- > Enables to set a min. level for dimming between this level to max. level
- > Enables to manually set output level for 4 PWM outputs individually
- > Enables to set fade Time, fade rate, power on level, system failure level
- > OLED display interface, easy & fast installation
- > No DALI master required for configuration
- > Cost & time saving than DALI USB configuration
- > DALI address quantity 1-4 settable for 4 PWM outputs
- > 250Hz-30KHz PWM frequency settable, flicker free, no noise
- > Enables to address & group 4 PWM outputs individually



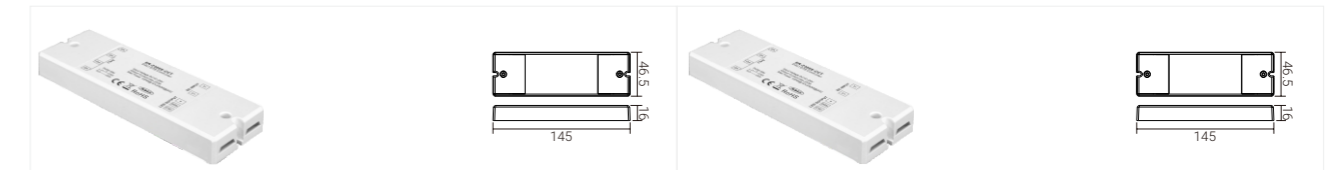
Model	SR-2303FA-OLED	Model	SR-2303FA3-OLED
Input Voltage	12-36Vdc	Input Voltage	12-48Vdc
Output Current	5A*4CH	Output Current	350mA*4CH
Output Power	240-720W	Output Power	12V@16.8W, 24V@33.6W, 36V@50.4W
Feature	4 channels PWM output, built-in DALI master function	Feature	4 channels PWM output, built-in DALI master function



LED Controller

DT8 DALI LED Controller (Constant Voltage)

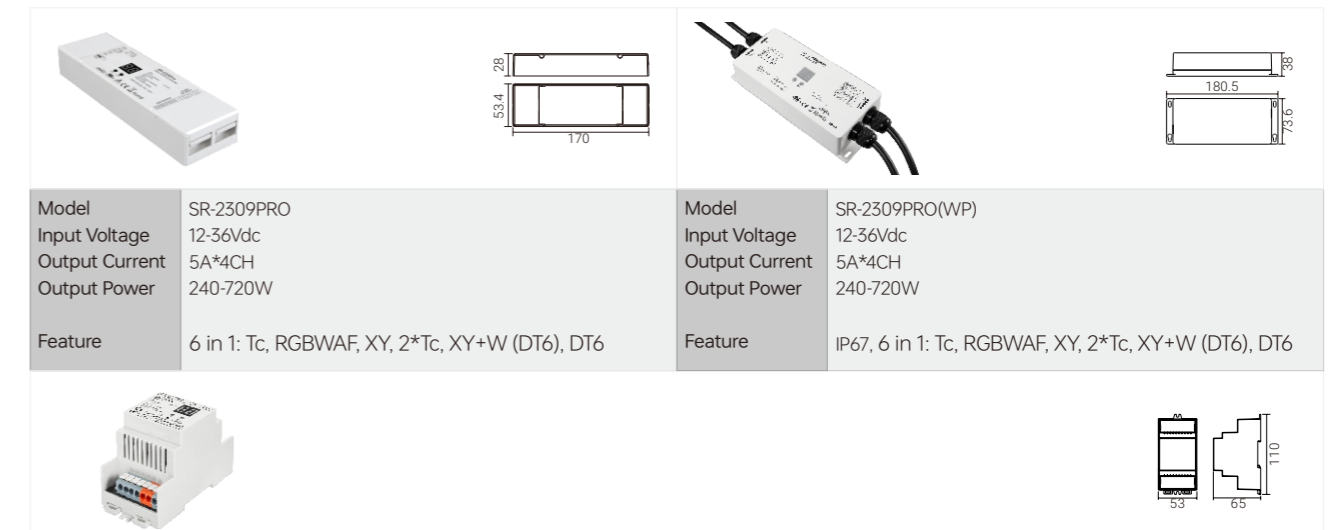
- > In compliance with IEC 62386-101:2014, IEC 62386-102:2014, IEC 62386-207 Ed2, IEC 62386-209:2011
- > Built-in DALI-2 interface, DALI DT8 device
- > Supports DT8 device commands, compatible with DALI masters that support DT8 commands
- > Numeric digital display for setting DALI address manually



Model	SR-2309S-CCT	Model	SR-2309FA-CCT-2PIN
Input Voltage	12-24Vdc	Input Voltage	12-24Vdc
Output Current	5A*2CH	Output Current	5A*2CH
Output Power	120-240W	Output Power	120-240W
Feature	Color Type Tc, Super slim, Push dim, 3pin	Feature	Color Type Tc, Super slim, Push dim, 2pin

Multi-functional 6 in 1 PRO 4 Channels LED Controller

- > Built-in DALI-2 interface, DALI DT8 device
- > Multi-addresses enabled DT8 control gear
- > 4 channels PWM output
- > Multi-devices integrated in one control gear
- > Multi-functional, 6 in 1: Tc, RGBWAF, XY, 2*Tc, XY+W (DT6), DT6
- > Different device types can set via buttons & display




Model	SR-2309PRO	Model	SR-2309PRO(WP)
Input Voltage	12-36Vdc	Input Voltage	12-36Vdc
Output Current	5A*4CH	Output Current	5A*4CH
Output Power	240-720W	Output Power	240-720W
Feature	6 in 1: Tc, RGBWAF, XY, 2*Tc, XY+W (DT6), DT6	Feature	IP67, 6 in 1: Tc, RGBWAF, XY, 2*Tc, XY+W (DT6), DT6
Model	SR-2309PRO-DIN		
Input Voltage	12-36Vdc		
Output Current	5A*4CH		
Output Power	240-720W		
Feature	6 in 1, Push dim, Din Rail		



LED Controller

DT8 DALI LED Controller (Constant Current)


- > In compliance with IEC 62386-101:2014, IEC 62386-102:2014, IEC 62386-207 Ed2, IEC 62386-209:2011
- > Built-in DALI-2 interface, DALI DT8 device
- > Supports DT8 device commands, compatible with DALI masters that support DT8 commands
- > Numeric digital display for setting DALI address manually



Model	SR-2309PRO3	Model	SR-2309PRO7
Input Voltage	12-48Vdc	Input Voltage	12-48Vdc
Output Current	350mA*4CH	Output Current	700mA*4CH
Output Power	16.8-67.2W	Output Power	33.6-134.4W
Feature	6 in 1: Tc, RGBWAF, XY, 2*Tc, XY+W (DT6), DT6	Feature	6 in 1: Tc, RGBWAF, XY, 2*Tc, XY+W (DT6), DT6

DALI Dimmer with Built-in Master Function

- > In compliance with IEC 62386-101:2014, IEC 62386-102:2014, IEC 62386-207 Ed2, IEC 62386-209:2011
- > Built-in DALI-2 interface, DALI DT8 device
- > DALI DT8 dimmer, 4 channels PWM output, built-in DALI master function
- > DT8 colour types all in one: XY, Tc, RGBWA, XY+Tc and RGB+Tc settable
- > OLED display interface, easy & fast installation
- > No DALI master required for configuration
- > Cost & time saving than DALI USB configuration
- > Each device is controlled via a single DALI address
- > Enable to address and group the DT8 device
- > Enable to predefine & recall 16 scenes for the DT8 device
- > 250Hz-30KHz PWM frequency settable, smooth and fine DT8 colour control
- > Enables to set a min. level for dimming between this level to max. level
- > Enable to set output level and manual control (stand-alone)
- > Enables to set fade time, fade rate, power on level, system failure level
- > Compatible with universal DALI masters that supports DT8 commands.



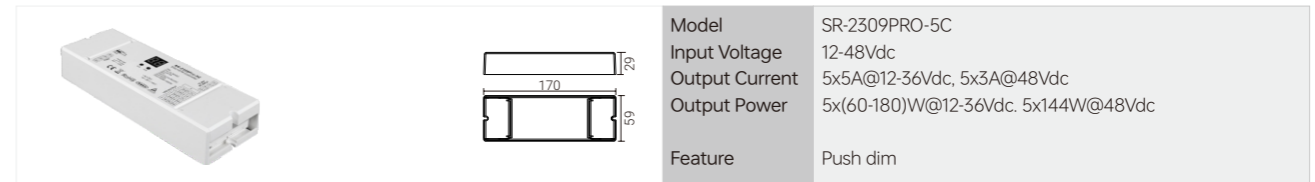
Model	SR-2309FA-OLED	Model	SR-2309FA3-OLED
Input Voltage	12-36Vdc	Input Voltage	12-48Vdc
Output Current	5A*4CH	Output Current	350mA*4CH
Output Power	240-720W	Output Power	16.8-67.2W
Feature	DT8 colour types all in one: XY, Tc, RGBWA, XY+Tc and RGB+Tc settable	Feature	XY, Tc, RGBWA, XY_Tc, RGB+Tc



LED Controller

Multi-addresses PRO DALI DT8 LED Controller

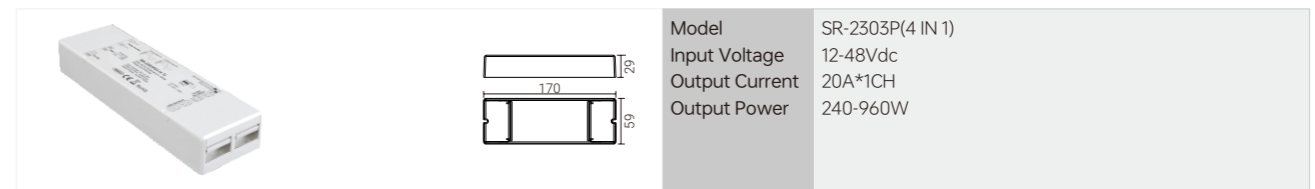
- > Built-in DALI-2 interface, DALI DT8 device
- > Multi-addresses enabled DT8 control gear
- > Multi-devices integrated in one control gear
- > Multi-functional, 8 in 1: Tc, RGBWAF, XY, 2*Tc, XY+Tc, RGB+Tc, XY+W (DT6), DT6
- > Can be set as different device types: single-address types or multi-addresses types



Model	SR-2309PRO-5C
Input Voltage	12-48Vdc
Output Current	5x5A@12-36Vdc, 5x3A@48Vdc
Output Power	5x(60-180)W@12-36Vdc, 5x144W@48Vdc
Feature	Push dim

DALI+Push+Phase Cut+0/1-10V LED Dimmer

- > Multifunction 4 in 1, with DALI, AC push, 0/1-10V and Phase Cut dimming interfaces.
- > Built-in DALI-2 interface, DALI DT6 device.
- > Match all DALI systems in the market.
- > Dip switch to select different dimming interfaces.
- > Supports both leading edge and trailing edge dimming input.
- > 1 DALI address assigned by DALI master.



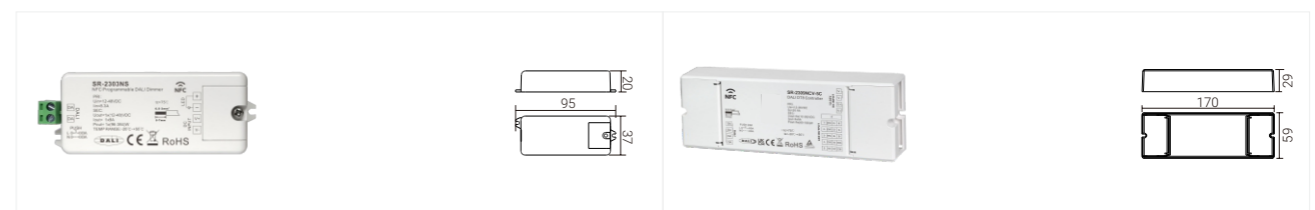
Model	SR-2303P(4 IN 1)
Input Voltage	12-48Vdc
Output Current	20A*1CH
Output Power	240-960W

NFC Programmable DALI LED Controller



- > NFC programmable DALI LED controllers
- > NFC to configure PWM frequency
- > NFC to configure fade time, fade rate, dimming curve
- > NFC to configure DALI address, DALI group, DALI scenes
- > Easy & fast commissioning, one touch to write & read

- > NFC to configure operating mode: DT6, DT8 Tc, DT8 XY, DT8 RGBWAF
- > NFC to configure power on level, system failure level, min level, max level
- > NFC to configure output current for constant current version
- > Easy & fast maintenance and replacement of malfunctioned devices



Model	SR-2303NS	Model	SR-2309NCV-5C
Input Voltage	12-48Vdc	Input Voltage	12-48Vdc
Output Current	8A*1CH	Output Current	5*8A
Output Power	96W@12V, 192W@24V, 288W@36V, 384W@48V	Output Power	300-900W
Feature	1 channel CV, Mini size	Feature	5 channels CV, Push dim

1% High Current Accuracy

DALI NFC Smart Driver



Our Advantages

SUNRICHER is a Regular Member of the DALI Alliance, a member of DALI-CFG, and China's first DALI training base.

We have all-round DALI solutions, including master controller, driver, controller, relay, panel, gateway, sensor, signal amplifier, wireless-to-DALI (WiFi, Zigbee, Bluetooth, RF), DALI-to-wired (0/1-10V, Triac, relay, scene), software, etc., to meet customized needs.



Super Compatibility

Sunricher DALI products are compatible with major brands. DALI masters will never lose addresses.



Plentiful DALI-2 Certified Devices

The latest DALI-2 can meet the customized needs of customers. Nearly 200 products have passed the DALI-2 certification, and Sunricher is a Regular Member of the DALI Alliance.



Digital Tube Display

DALI address can be displayed, which is nationally patented. Available to set DALI address and address quantity, making commissioning and maintenance easier.



Control Multiple Color Types

A 5-Channel output device can control various color types of DALI DT8. One device can control two Tunable White lights separately, and also control dimming+RGB/RGBW, which saves SKU.



Wireless to DALI

Wireless-to-DALI converter makes system upgrades easier.



No-Flicker

0.01%

Depth & Smoothness Dimming

0.1mA

Per Gear Of Current Selecting

EL

Emergency Mode



Light Compensation



CD Induction



NFC One-Touch Setup



One-Stop Solution for Host/Gateway/Power Supply

Setting Via NFC



Target Current



DALI Address



Group Setting



Scene Setting



Dimming Curve




Power Up Level



System Failure Level



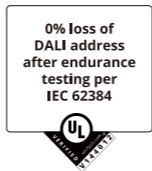
Fade Rate/Time



Sunricher Project



NFC DT6 Constant Current Single Color Dimmable Driver SR-Data 251/252/253


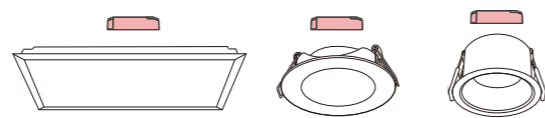


Product Features

- > DALI-2 certified, DALI DT6
- > Only for excellent products: high PF, high efficiency, low THD
- > Minimum current can be set to 0.1mA(step accuracy)
- > CD(corridor mode)
- > CLO(constant lumen output)
- > EL(emergency mode)
- > Push-Dim
- > ±1% current accuracy, world-leading
- > Flicker free, no fear of any camera shooting/recording
- > Dimming depth of 1/1000
- > Global high-end certifications(CCC/TUV ENEC/RCM/CE...)
- > Ultra-full NFC settings, flexible and free

Standalone Application

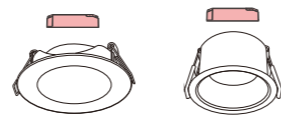
Suitable for spotlights, downlights, panel lights, and other lights using external drivers.



Product Model	Product Picture	Input Voltage VAC/VDC	Output Voltage VDC	Output Current mA	Channel CH	Output Power W	Power Factor	Efficiency	Dimension mm
SRP-2305N-10CC100-500	1	220-240	3-42	100-500	1	10	>0.94	80%	101*36*25
SRP-2305N-12CC100-700	2	220-240	6-42	100-700	1	12	>0.97	80%	135*35*20
SRP-2305N-15CC100-700	2	220-240	6-42	100-700	1	15	>0.97	82%	135*35*20
SRP-2305N-25CC250-700	3	220-240	6-54	250-700	1	25	>0.97	85%	120*41*28
SRP-2305N-36CC350-1050	4	220-240	6-54	350-1050	1	36	>0.95	86%	145*45*30
SRP-2305N-45CC500-1400	4	220-240	6-54	500-1400	1	45	>0.98	89%	145*45*30
SRP-2305N-65CC500-1500	5	220-240	6-54	500-1500	1	65	>0.98	90%	124*78.8*30



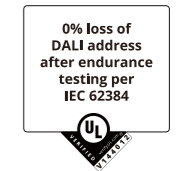
⌀ Cutout 30mm
Recommend Hole-saw ⌀30/32mm



Product Model	Input Voltage VAC/VDC	Output Voltage VDC	Output Current mA	Channel CH	Output Power W	Power Factor	Efficiency	Dimension mm
SRPM-2305N-7CC350-700	220-240	2-20	350-700	1	Max. 7	>0.9	74%	121*22.7*21
SRPM-2305N-10CC100-450	220-240	12-42V(3-12V)	100-450	1	Max. 10	>0.93	75%	121*22.7*21

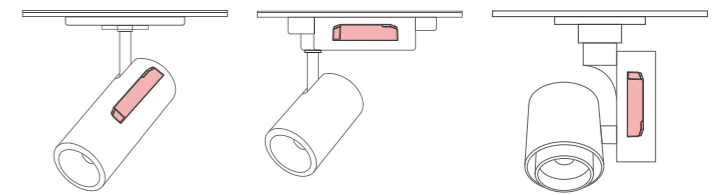


NFC DT6 Constant Current Single Color Dimmable Driver SR-Data 251/252/253



Track Lights/Spot Lights, Built-in Application

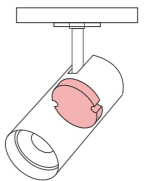
Suitable for all kinds of high/low voltage rail lights, downlights(built-in), floodlights(built-in), garden lights, and other lights using built-in drivers.



Product Model	Input Voltage VAC/VDC	Output Voltage VDC	Output Current mA	Channels CH	Output Power W	Power Factor	Efficiency	Dimension mm
SRPT-2305N-28CC150-700	220-240	6-50	150-700	1	28	>0.95	86%	97*43*23.5
SRPT-2305N-38CC300-1050	220-240	6-50	300-1050	1	38	>0.96	87%	97*43*28
SRPT-2305N-44CC600-1400	220-240	6-50	600-1400	1	44	>0.96	87%	97*43*30

Track Lights/Spot Lights, Built-in Application SR-Data 251/252/253

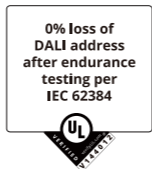
Suitable for all kinds of high/low voltage rail lights, downlights(built-in), floodlights(built-in), garden lights, and other lights using built-in drivers.



Product Model	Input Voltage VAC/VDC	Output Voltage VDC	Output Current mA	Channels CH	Output Power W	Power Factor	Efficiency	Dimension mm
SRPY-2305N-10CC100-500	220-240	10-42	100-500	1	10	>0.95	86%	⌀57*24
SRPY-2305N-15CC200-700	220-240	10-42	200-700	1	15	>0.96	87%	⌀57*24
SRPY-2305N-25CC300-850	220-240	10-42	300-850	1	25	>0.96	87%	⌀65*30
SRPY-2305N-36CC600-1200	220-240	10-42	600-1200	1	36	>0.96	87%	⌀72*30



NFC DT6 Constant Current Single Color Dimmable Driver SR-Data 251/252/253

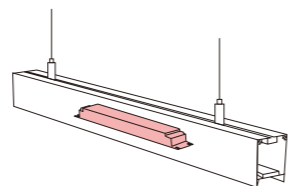


Product Features


- > DALI-2 certified, DALI DT6
- > Only for excellent products: high PF, high efficiency, low THD
- > Minimum current can be set to 0.1mA(step accuracy)
- > CD(corridor mode)
- > CLO(constant lumen output)
- > EL(emergency mode)
- > Push-Dim
- > ±1% current accuracy, world-leading
- > Flicker free, no fear of any camera shooting/recording
- > Dimming depth of 1/1000
- > Global high-end certifications(CCC/TUV ENEC/RCM/CE...)
- > Ultra-full NFC settings, flexible and free

Linear Application

Suitable for strip lights, tri-proof lights, floor lights, bracket lights, and other linear or ultra-thin lights.



EU Standard



Built-in type (Default)



Standalone type (Optional)

SELV

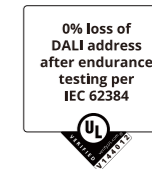
Product Model	Input Voltage VAC/VDC	Output Voltage VDC	Output Current mA	Channel CH	Output Power W	Power Factor	Efficiency	Dimension mm
SRPL-2305N-30CC250-850	220-240	10-54	250-850	1	30	>0.95	85%	243*30*21
SRPL-2305N-40CC500-1050	220-240	10-54	500-1050	1	40	>0.95	85%	243*30*21
SRPL-2305N-50CC650-1300	220-240	10-54	650-1300	1	50	>0.95	87%	284*30*21
SRPL-2305N-60CC900-1700	220-240	10-54	900-1700	1	60	>0.95	87%	284*30*21
SRPL-2305N-80CC1000-2000	220-240	10-54	1000-2000	1	80	>0.95	89%	355*30*21

Non-SELV


Product Model	Input Voltage VAC/VDC	Output Voltage VDC	Output Current mA	Channel CH	Output Power W	Power Factor	Efficiency	Dimension mm
SRPL-2305N-40CC80-400H	220-240	50-220	80-400	1	40	>0.95	90%	243*30*21
SRPL-2305N-60CC120-550H	220-240	50-220	120-550	1	60	>0.97	92%	243*30*21
SRPL-2305N-80CC100-550H	220-240	50-220	100-550	1	80	>0.97	92%	243*30*21
SRPL-2305N-80CC350-700H	220-240	50-220	350-700	1	80	>0.97	92%	284*30*21
SRPL-2305N-100CC250-1000H	220-240	50-220	250-1000	1	100	>0.98	94%	284*30*21
SRPL-2305N-150CC200-1050H	220-240	100-300	200-1050	1	150	>0.98	90%	355*30*21



NFC DT6 Constant Current Single Color Dimmable Driver SR-Data 251/252/253



US Standard



Built-in type (Default)



Standalone type (Optional)

SELV

Product Model	Input Voltage VAC	Output Voltage VDC	Output Current mA	Channel CH	Output Power W	Power Factor	Efficiency	Dimension mm
SRPL-2305N-30CC250-850U	120-277	10-54	250-850	1	30	>0.95	85%	243*30*21
SRPL-2305N-40CC500-1050U	120-277	10-54	500-1050	1	40	>0.95	85%	243*30*21
SRPL-2305N-50CC650-1300U	120-277	10-54	650-1300	1	50	>0.95	87%	284*30*21
SRPL-2305N-60CC900-1700U	120-277	10-54	900-1700	1	60	>0.95	87%	284*30*21
SRPL-2305N-80CC1000-2000U	120-277	10-54	1000-2000	1	80	>0.95	89%	355*30*21

NFC D4i Constant Current Single Color Dimmable Driver SR-Data+ 250/251/252/253

SVM <0.01 PstLM <0.02

0% loss of DALI address after endurance testing per IEC 62384

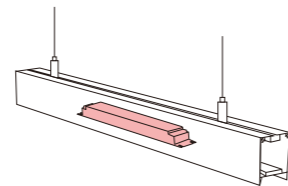


Product Features


- > DALI D4i certified(in application)
- > DALI-2 certified, DALI DT6
- > Only for excellent products: high PF, high efficiency, low THD
- > Minimum current can be set to 0.1mA(step accuracy)
- > CD(corridor mode)
- > CLO(constant lumen output)
- > EL(emergency mode)
- > Push-Dim
- > ±1% current accuracy, world-leading
- > Flicker free, no fear of any camera shooting/recording
- > Dimming depth of 1/1000
- > Global high-end certifications(CCC/TUV ENEC/RCM/CE...)
- > Ultra-full NFC settings, flexible and free
- > Built-in bus power supply(DALI-250), easy to connect to DALI-2 Sensor

Linear Application

Suitable for strip lights, tri-proof lights, floor lights, bracket lights, and other linear or ultra-thin lights.



EU Standard



Built-in type (Default)



Standalone type (Optional)

SELV

Product Model	Input Voltage VAC/VDC	Output Voltage VDC	Output Current mA	Channel CH	Output Power W	Power Factor	Efficiency	Dimension mm
SRPL-2305iN-30CC250-850	220-240	10-54	250-850	1	30	>0.95	85%	243*30*21
SRPL-2305iN-40CC500-1050	220-240	10-54	500-1050	1	40	>0.95	85%	243*30*21
SRPL-2305iN-50CC650-1300	220-240	10-54	650-1300	1	50	>0.95	87%	284*30*21
SRPL-2305iN-60CC900-1700	220-240	10-54	900-1700	1	60	>0.95	87%	284*30*21
SRPL-2305iN-80CC1000-2000	220-240	10-54	1000-2000	1	80	>0.95	89%	355*30*21

Non-SELV

Product Model	Input Voltage VAC/VDC	Output Voltage VDC	Output Current mA	Channel CH	Output Power W	Power Factor	Efficiency	Dimension mm
SRPL-2305iN-40CC80-400H	220-240	50-220	80-400	1	40	>0.95	90%	243*30*21
SRPL-2305iN-60CC120-550H	220-240	50-220	120-550	1	60	>0.97	92%	243*30*21
SRPL-2305iN-80CC100-550H	220-240	50-220	100-550	1	80	>0.97	92%	243*30*21
SRPL-2305iN-80CC350-700H	220-240	50-220	350-700	1	80	>0.97	92%	284*30*21
SRPL-2305N-100CC250-1000H	220-240	50-220	250-1000	1	100	>0.98	94%	284*30*21
SRPL-2305N-150CC200-1050H	220-240	100-300	200-1050	1	150	>0.98	90%	355*30*21


NFC D4i Constant Current Single Color Dimmable Driver SR-Data+ 250/251/252/253

SVM <0.01 PstLM <0.02

0% loss of DALI address after endurance testing per IEC 62384



US Standard



Built-in type (Default)



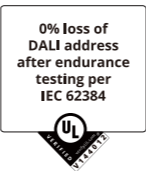
Standalone type (Optional)

SELV

Product Model	Input Voltage VAC	Output Voltage VDC	Output Current mA	Channel CH	Output Power W	Power Factor	Efficiency	Dimension mm
SRPL-2305iN-30CC250-850U	120-277	10-54	250-850	1	30	>0.95	85%	243*30*21
SRPL-2305iN-40CC500-1050U	120-277	10-54	500-1050	1	40	>0.95	85%	243*30*21
SRPL-2305iN-50CC650-1300U	120-277	10-54	650-1300	1	50	>0.95	87%	284*30*21
SRPL-2305iN-60CC900-1700U	120-277	10-54	900-1700	1	60	>0.95	87%	284*30*21
SRPL-2305iN-80CC1000-2000U	120-277	10-54	1000-2000	1	80	>0.95	89%	355*30*21



NFC DT8 Constant Current Tunable White Dimmable Driver SR-Data 251/252/253


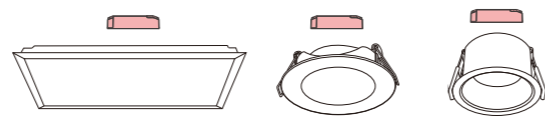


Product Features

- > DALI-2 certified, DALI DT8
- > Only for excellent products: high PF, high efficiency, low THD
- > Minimum current can be set to 0.1mA(step accuracy)
- > CLO(constant lumen output)
- > EL(emergency mode)
- > Push-Dim
- > ±1% current accuracy, world-leading
- > Flicker free, no fear of any camera shooting/recording
- > Dimming depth of 1/1000
- > Global high-end certifications(CCC/TUV ENEC/RCM/CE...)
- > Ultra-full NFC settings, flexible and free

Standalone Application

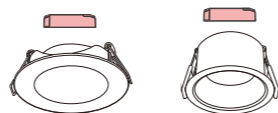
Suitable for spotlights, downlights, panel lights, and other lights using external drivers.



Product Model	Product Picture	Input Voltage VAC/VDC	Output Voltage VDC	Output Current mA	Channel CH	Output Power W	Power Factor	Efficiency	Dimension mm
SRP-2309N-10CCT100-500	1	220-240	3-42	100-500	2	10	>0.94	80%	101*36*25
SRP-2309N-12CCT100-700	2	220-240	6-42	100-700	2	12	>0.97	80%	135*35*20
SRP-2309N-15CCT100-700	2	220-240	6-42	100-700	2	15	>0.97	82%	135*35*20
SRP-2309N-25CCT250-700	3	220-240	6-54	250-700	2	25	>0.97	85%	120*41*28
SRP-2309N-36CCT350-1050	4	220-240	6-54	350-1050	2	36	>0.95	86%	145*45*30
SRP-2309N-45CCT500-1400	4	220-240	6-54	500-1400	2	45	>0.98	89%	145*45*30
SRP-2309N-65CCT500-1500	5	220-240	6-54	500-1500	2	65	>0.98	90%	124*78.8*30



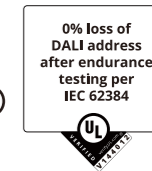
⌀ Cutout 30mm Recommend Hole-saw ⌀30/32mm



Product Model	Input Voltage VAC/VDC	Output Voltage VDC	Output Current mA	Channel CH	Output Power W	Power Factor	Efficiency	Dimension mm
SRPM-2309N-7CCT350-700	220-240	2-20	350-700	2	Max. 7	>0.9	74%	121*22.7*21
SRPM-2309N-10CCT100-450	220-240	12-42V(3-12V)	100-450	2	Max. 10	>0.93	75%	121*22.7*21

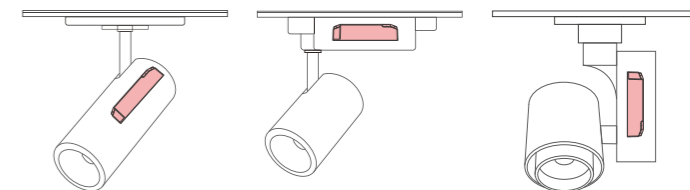


NFC DT8 Constant Current Tunable White Dimmable Driver SR-Data 251/252/253



Track Lights/Spot Lights, Built-in Application

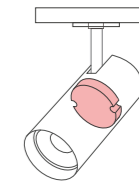
Suitable for all kinds of high/low voltage rail lights, downlights(built-in), floodlights(built-in), garden lights, and other lights using built-in drivers.



Product Model	Input Voltage VAC/VDC	Output Voltage VDC	Output Current mA	Channel CH	Output Power W	Power Factor	Efficiency	Dimension mm
SRPT-2309N-28CCT150-700	220-240	6-50	150-700	2	28	>0.95	86%	97*43*23.5
SRPT-2309N-38CCT300-1050	220-240	6-50	300-1050	2	38	>0.96	87%	97*43*28
SRPT-2309N-44CCT600-1400	220-240	6-50	600-1400	2	44	>0.96	87%	97*43*30

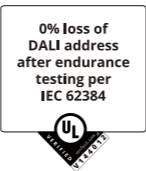
Track Lights/Spot Lights, Built-in Application SR-Data 251/252/253

Suitable for all kinds of high/low voltage rail lights, downlights(built-in), floodlights(built-in), garden lights, and other lights using built-in drivers.



Product Model	Input Voltage VAC/VDC	Output Voltage VDC	Output Current mA	Channel CH	Output Power W	Power Factor	Efficiency	Dimension mm
SRPY-2309N-10CCT100-500	220-240	10-42	100-500	2	10	>0.95	86%	φ57*24
SRPY-2309N-15CCT200-700	220-240	10-42	200-700	2	15	>0.96	87%	φ57*24
SRPY-2309N-25CCT300-850	220-240	10-42	300-850	2	25	>0.96	87%	φ65*30
SRPY-2309N-36CCT600-1200	220-240	10-42	600-1200	2	36	>0.96	87%	φ72*30

NFC DT8 Constant Current Tunable White Dimmable Driver SR-Data 251/252/253

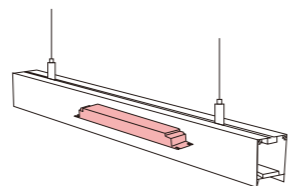


Product Features


- > DALI-2 certified, DALI DT8
- > Only for excellent products: high PF, high efficiency, low THD
- > Minimum current can be set to 0.1mA(step accuracy)
- > CLO(constant lumen output)
- > EL(emergency mode)
- > Push-Dim
- > ±1% current accuracy, world-leading
- > Flicker free, no fear of any camera shooting/recording
- > Dimming depth of 1/1000
- > Global high-end certifications(CCC/TUV ENEC/RCM/CE...)
- > Ultra-full NFC settings, flexible and free

Linear Application

Suitable for strip lights, tri-proof lights, floor lights, bracket lights, and other linear or ultra-thin lights.



EU Standard



Built-in type (Default)



Standalone type (Optional)

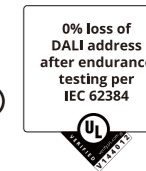
SELV

Product Model	Input Voltage VAC/VDC	Output Voltage VDC	Output Current mA	Channel CH	Output Power W	Power Factor	Efficiency	Dimension mm
SRPL-2309N-30CCT250-850	220-240	10-54	250-850	2	30	>0.95	85%	243*30*21
SRPL-2309N-40CCT500-1050	220-240	10-54	500-1050	2	40	>0.95	85%	243*30*21
SRPL-2309N-50CCT650-1300	220-240	10-54	650-1300	2	50	>0.95	87%	284*30*21
SRPL-2309N-60CCT900-1700	220-240	10-54	900-1700	2	60	>0.95	87%	284*30*21
SRPL-2309N-80CCT1000-2000	220-240	10-54	1000-2000	2	80	>0.95	89%	355*30*21


Non-SELV

Product Model	Input Voltage VAC/VDC	Output Voltage VDC	Output Current mA	Channel CH	Output Power W	Power Factor	Efficiency	Dimension mm
SRPL-2309N-40CCT80-400H	220-240	50-220	80-400	2	40	>0.95	90%	243*30*21
SRPL-2309N-60CCT120-550H	220-240	50-220	120-550	2	60	>0.97	92%	243*30*21
SRPL-2309N-80CCT100-550H	220-240	50-220	100-550	2	80	>0.97	92%	243*30*21
SRPL-2309N-80CCT350-700H	220-240	50-220	350-700	2	80	>0.97	92%	284*30*21
SRPL-2309N-100CC250-1000H	220-240	50-220	250-1000	2	100	>0.98	94%	284*30*21
SRPL-2309N-150CC200-1050H	220-240	100-300	200-1050	2	150	>0.98	90%	355*30*21

NFC DT8 Constant Current Tunable White Dimmable Driver SR-Data 251/252/253



US Standard



Built-in type (Default)



Standalone type (Optional)

SELV

Product Model	Input Voltage VAC	Output Voltage VDC	Output Current mA	Channel CH	Output Power W	Power Factor	Efficiency	Dimension mm
SRPL-2309N-30CCT250-850U	120-277	10-54	250-850	2	30	>0.95	85%	243*30*21
SRPL-2309N-40CCT500-1050U	120-277	10-54	500-1050	2	40	>0.95	85%	243*30*21
SRPL-2309N-50CCT650-1300U	120-277	10-54	650-1300	2	50	>0.95	87%	284*30*21
SRPL-2309N-60CCT900-1700U	120-277	10-54	900-1700	2	60	>0.95	87%	284*30*21
SRPL-2309N-80CCT1000-2000U	120-277	10-54	1000-2000	2	80	>0.95	89%	355*30*21

NFC D4i Constant Current Tunable White Dimmable Driver SR-Data* 250/251/252/253

NFC D4i Constant Current Tunable White Dimmable Driver SR-Data* 250/251/252/253

SVM <0.01 PstLM <0.02

0% loss of DALI address after endurance testing per IEC 62384



SVM <0.01 PstLM <0.02

0% loss of DALI address after endurance testing per IEC 62384

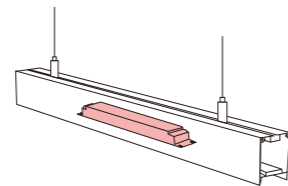


Product Features


- > DALI D4i certified(in application)
- > DALI-2 certified, DALI DT8
- > Only for excellent products: high PF, high efficiency, low THD
- > Minimum current can be set to 0.1mA(step accuracy)
- > CLO(constant lumen output)
- > EL(emergency mode)
- > Push-Dim
- > ±1% current accuracy, world-leading
- > Flicker free, no fear of any camera shooting/recording
- > Dimming depth of 1/1000
- > Global high-end certifications(CCC/TUV ENEC/RCM/CE...)
- > Ultra-full NFC settings, flexible and free
- > Built-in bus power supply(DALI-250), easy to connect to DALI-2 Sensor

Linear Application

Suitable for strip lights, tri-proof lights, floor lights, bracket lights, and other linear or ultra-thin lights.



EU Standard



Built-in type (Default)



Standalone type (Optional)

SELV


Product Model	Input Voltage VAC/VDC	Output Voltage VDC	Output Current mA	Channel CH	Output Power W	Power Factor	Efficiency	Dimension mm
SRPL-2309IN-30CCT250-850	220-240	10-54	250-850	2	30	>0.95	85%	243*30*21
SRPL-2309IN-40CCT500-1050	220-240	10-54	500-1050	2	40	>0.95	85%	243*30*21
SRPL-2309IN-50CCT650-1300	220-240	10-54	650-1300	2	50	>0.95	87%	284*30*21
SRPL-2309IN-60CCT900-1700	220-240	10-54	900-1700	2	60	>0.95	87%	284*30*21
SRPL-2309IN-80CCT1000-2000	220-240	10-54	1000-2000	2	80	>0.95	89%	355*30*21

Non-SELV

Product Model	Input Voltage VAC/VDC	Output Voltage VDC	Output Current mA	Channel CH	Output Power W	Power Factor	Efficiency	Dimension mm
SRPL-2309IN-40CCT80-400H	220-240	50-220	80-400	2	40	>0.95	90%	243*30*21
SRPL-2309IN-60CCT120-550H	220-240	50-220	120-550	2	60	>0.97	92%	243*30*21
SRPL-2309IN-80CCT100-550H	220-240	50-220	100-550	2	80	>0.97	92%	243*30*21
SRPL-2309IN-80CCT350-700H	220-240	50-220	350-700	2	80	>0.97	92%	284*30*21
SRPL-2309IN-100CC250-1000H	220-240	50-220	250-1000	2	100	>0.98	94%	284*30*21
SRPL-2309IN-150CC200-1050H	220-240	100-300	200-1050	2	150	>0.98	90%	355*30*21



US Standard



Built-in type (Default)



Standalone type (Optional)


SELV

Product Model	Input Voltage VAC	Output Voltage VDC	Output Current mA	Channel CH	Output Power W	Power Factor	Efficiency	Dimension mm
SRPL-2309IN-30CCT250-850U	120-277	10-54	250-850	2	30	>0.95	85%	243*30*21
SRPL-2309IN-40CCT500-1050U	120-277	10-54	500-1050	2	40	>0.95	85%	243*30*21
SRPL-2309IN-50CCT650-1300U	120-277	10-54	650-1300	2	50	>0.95	87%	284*30*21
SRPL-2309IN-60CCT900-1700U	120-277	10-54	900-1700	2	60	>0.95	87%	284*30*21
SRPL-2309IN-80CCT1000-2000U	120-277	10-54	1000-2000	2	80	>0.95	89%	355*30*21

Constant Voltage DT6 Dimmable Driver

Product Features

- > DALI-2 certified, DALI DT6 device
- > 24V/48V isolated constant voltage driver
- > PWM deep dimming, PstLM≤1.0; SVM≤0.4
- > Standby power consumption < 0.5W, meeting the latest ErP standard
- > Only for excellent products: high PF, high efficiency, low THD
- > Five years warranty, quality assurance



Product Model	Product Picture	PushDim	Input Voltage VAC	Output Voltage VDC	Output Current A	Channel CH	Output Power W	Power Factor	Efficiency	Dimension mm
SRP-2305-24-30CV	1	Yes	200-240	24	1.25	1	30	>0.9	86%	170*53.4*28
SRP-2305-24-50CV	2	Yes	200-240	24	2.08	1	50	>0.9	88%	210*50*32
SRP-2305-24-75LCV	3	Yes	220-240	24	3.12	1	75	>0.95	89%	306.6*43*30
SRP-2305-48-75LCV	3	Yes	220-240	48	1.56	1	75	>0.95	89%	306.6*43*30
SRP-2305-24-100LCV	3	Yes	220-240	24	4.16	1	100	>0.97	93%	306.6*43*30
SRP-2305-48-100LCV	3	Yes	220-240	48	2.08	1	100	>0.97	93%	306.6*43*30
SRP-2305-24-150LCV	3	Yes	220-240	24	6.25	1	150	>0.98	93%	365.6*43*30
SRP-2305-48-150LCV	3	Yes	220-240	48	3.12	1	150	>0.98	93%	365.6*43*30
SRPC-2305-24-200CVF	4	Yes	100-277	24	8.4	4	200	>0.98	93%	330*79*39



Product Model	Product Picture	PushDim	Input Voltage VAC	Output Voltage VDC	Output Current A	Channel CH	Output Power W	Power Factor	Efficiency	Dimension mm
SRP-2305N-24-75LCV	3	Yes	220-240	24	3.12	1	75	>0.95	89%	306.6*43*30
SRP-2305N-24-100LCV	3	Yes	220-240	24	4.16	1	100	>0.97	93%	306.6*43*30
SRP-2305N-24-150LCV	3	Yes	220-240	24	6.25	1	150	>0.98	93%	365.6*43*30
SRP-2305N-24-240LCV	5	Yes	220-240	24	10	1	240	>0.98	93%	370.5*49.6*30.5

* 48V Version Optional

Constant Voltage DT8 Dimmable Driver

Product Features

- > DALI-2 certified, DALI DT8 device
- > 24V/48V isolated constant voltage driver
- > PWM deep dimming, PstLM≤1.0; SVM≤0.4
- > Standby power consumption < 0.5W, meeting the latest ErP standard
- > Only for excellent products: high PF, high efficiency, low THD
- > Five years warranty, quality assurance



Product Model	Product Picture	PushDim	Input Voltage VAC	Output Voltage VDC	Output Current A	Channel CH	Output Power W	Power Factor	Efficiency	Dimension mm
SRP-2309PRO-24-75CVF	1	Yes	100-277	24	3.12	4	75	>0.95	86%	244*64*32
SRP-2309-24-75LCVT	2	Yes	220-240	24	3.12	2	75	>0.95	89%	306.6*43*30
SRP-2309-24-75LCVF	2	Yes	220-240	24	3.12	4	75	>0.95	89%	306.6*43*30
SRP-2309-48-75LCVT	2	Yes	220-240	48	1.56	2	75	>0.95	89%	306.6*43*30
SRP-2309-48-75LCVF	2	Yes	220-240	48	1.56	4	75	>0.95	89%	306.6*43*30
SRP-2309-24-100LCVT	2	Yes	220-240	24	4.16	2	100	>0.97	93%	306.6*43*30
SRP-2309-24-100LCVF	2	Yes	220-240	24	4.16	4	100	>0.97	93%	306.6*43*30
SRP-2309-48-100LCVT	2	Yes	220-240	48	2.08	2	100	>0.97	93%	306.6*43*30
SRP-2309-48-100LCVF	2	Yes	220-240	48	2.08	4	100	>0.97	93%	306.6*43*30
SRP-2309-24-150LCVT	2	Yes	220-240	24	6.25	2	150	>0.98	93%	365.6*43*30
SRP-2309-24-150LCVF	2	Yes	220-240	24	6.25	4	150	>0.98	93%	365.6*43*30
SRP-2309-48-150LCVT	2	Yes	220-240	48	6.25	2	150	>0.98	93%	365.6*43*30
SRP-2309-48-150LCVF	2	Yes	220-240	48	6.25	4	150	>0.98	93%	365.6*43*30
SRPC-2309PRO-24-200CVF	3	Yes	100-277	24	8.4	4	200	>0.98	93%	330*79*39



Product Model	Product Picture	PushDim	Input Voltage VAC	Output Voltage VDC	Output Current A	Channel CH	Output Power W	Power Factor	Efficiency	Dimension mm
SRP-2309N-24-75LCVF	2	Yes	220-240	24	3.12	4	75	>0.95	89%	306.6*43*30
SRP-2309N-24-100LCVF	2	Yes	220-240	24	4.16	4	100	>0.97	93%	306.6*43*30
SRP-2309N-24-150LCVF	2	Yes	220-240	24	6.25	4	150	>0.98	93%	365.6*43*30
SRP-2309N-24-240LCVF	4	Yes	220-240	24	10	4	240	>0.98	93%	370.5*49.6*30.5

* 48V Version Optional

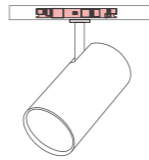

Magnetic Track LED Dimmable Driver

Product Features

- > Special design for magnetic track lights and linear lights, without high-frequency noise
- > DC48V input, maximum total output power 30W
- > 1/2 channel constant current output, multiple current gears selectable by DIP switch
- > Deep and smooth dimming to 0.1%, flicker free
- > Built-in DALI-2 interface
- > Can control dimming and color temperature

Magnetic Track Built-in Application

Suitable for all kinds of high/low voltage rail lights, downlights(built-in), floodlights(built-in), garden lights, and other lights using built-in drivers.



Standard version

Product Model	Product Picture	Dimming Interface	Input Voltage VDC	Output Voltage VDC	Output Current*Channel mA	Channel CH	Output Power W	EMC	Dimension mm
SRP-2305-MT-48VCC100-700T	1	DALI DT6	48	3-40	100-700	1	28	√	125*14
SRP-2309-MT-48VCCT100-700T	1	DALI DT8	48	3-40	100-700	2	28	√	125*14
SRP-2305-MT-48VCC100-700	2	DALI DT6	48	3-40	100-700	1	28	√	125*14
SRP-2309-MT-48VCCT100-700	2	DALI DT8	48	24-40	100-700	2	28	√	125*14


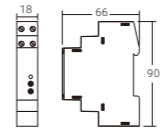
Ultra-slim Version

Product Model	Product Picture	Dimming Interface	Input Voltage VDC	Output Voltage VDC	Output Current*Channel mA	Channel CH	Output Power W	EMC	Dimension mm
SRP-2305-MT-48VCC100-700S	3	DALI DT6	24-48	3-40	100-700	1	20	√	113*8*3
SRP-2305-MT-48VCCT100-700S	3	DALI DT8	48	24-40	100-700	2	20	√	113*8*3

Phase Dimmer


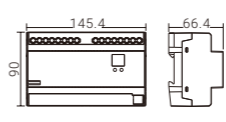
DIN rail smart Dimmer with dry contacts

Designed with a standard 1P DIN rail size, it's suitable for installation inside an electrical box. Its durable structure and easy installation make it a convenient choice.

		Model	SR-DA9042A-D
		Input Voltage	100-240Vac
		Input Current	1.8A max.
		Output Current	0.1-1.8A
		Output Power	400W max. for Incandescent, 200W max. for LED

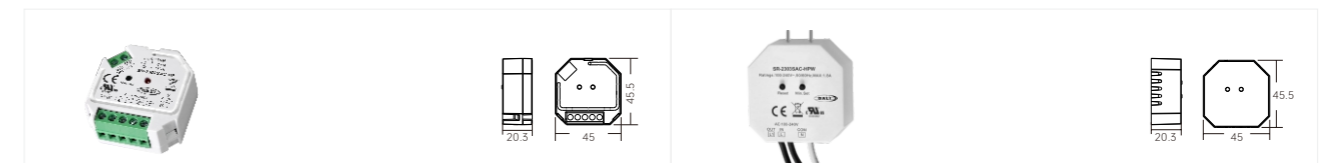
Updated DIN Rail 4 Channel AC Phase Dimmer

- > Enhanced hardware and firmware design
- > Optimized compatibility, smooth dimming
- > Supports 4*400W resistive loads, 4*200W LED loads

		Model	SR-2303AC-4CH-DIN
		Input Voltage	100-240Vac
		Output Current	1.8A*4 CH
		Output Power	800W*1CH, 600W*2CH, 500W*3CH, 400W*4CH
		Feature	DIN RAIL installation, 4 channels

DALI Phase Dimmer

- > Forward-phase control dimmer(TRIAC) & Reverse-phase control dimmer both available
- > To dim and switch single color dimmable LED lamps, traditional incandescent and halogen lights
- > Built-in DALI-2 interface, DALI DT6 device
- > Supports resistive loads and capacitive loads
- > Innovative minimum brightness setting function
- > Safe and reliable full isolation design




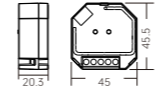
Model	SR-2303SAC-HP	Model	SR-2303SAC-HPW
Input Voltage	100-240Vac	Input Voltage	100-240Vac
Output Current	1.8A max.	Output Current	1.8A max.
Output Power	400W	Output Power	400W
Feature	Mini size	Feature	Mini size




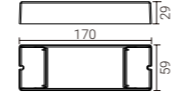
Model	SR-2303AC
Input Voltage	100-240Vac
Output Current	1.2A*2CH
Output Power	240-576W
Feature	2 channels

DT6 Relay

- > DALI Relay, The loads can be switched on and off via DALI
- > DALI standard device
- > Full DALI compliant


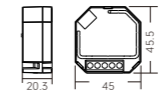
<table border="1" style="width: 100%; border-collapse: collapse;"> <tr><td>Model</td><td>SR-2701S</td></tr> <tr><td>Input Voltage</td><td>Power by DALI bus</td></tr> <tr><td>Switch Voltage</td><td>Max. 30Vdc/250Vac</td></tr> <tr><td>Output Power</td><td>300/1000W max.</td></tr> <tr><td>Feature</td><td>Mini size</td></tr> </table>	Model	SR-2701S	Input Voltage	Power by DALI bus	Switch Voltage	Max. 30Vdc/250Vac	Output Power	300/1000W max.	Feature	Mini size	<table border="1" style="width: 100%; border-collapse: collapse;"> <tr><td>Model</td><td>SR-2701S-N</td></tr> <tr><td>Input Voltage</td><td>Power by DALI bus</td></tr> <tr><td>Switch Voltage</td><td>Max. 30Vdc/100-240Vac</td></tr> <tr><td>Output Power</td><td>300/1000W max.</td></tr> <tr><td>Feature</td><td>DALI relay module + DALI to 0/1-10V</td></tr> </table>	Model	SR-2701S-N	Input Voltage	Power by DALI bus	Switch Voltage	Max. 30Vdc/100-240Vac	Output Power	300/1000W max.	Feature	DALI relay module + DALI to 0/1-10V
Model	SR-2701S																				
Input Voltage	Power by DALI bus																				
Switch Voltage	Max. 30Vdc/250Vac																				
Output Power	300/1000W max.																				
Feature	Mini size																				
Model	SR-2701S-N																				
Input Voltage	Power by DALI bus																				
Switch Voltage	Max. 30Vdc/100-240Vac																				
Output Power	300/1000W max.																				
Feature	DALI relay module + DALI to 0/1-10V																				

<table border="1" style="width: 100%; border-collapse: collapse;"> <tr><td>Model</td><td>SR-2701B</td></tr> <tr><td>Input Voltage</td><td>100-240Vac</td></tr> <tr><td>Switch Voltage</td><td>100-240Vac</td></tr> <tr><td>Output Power</td><td>500W</td></tr> <tr><td>Feature</td><td>AC-AC</td></tr> </table>	Model	SR-2701B	Input Voltage	100-240Vac	Switch Voltage	100-240Vac	Output Power	500W	Feature	AC-AC	
Model	SR-2701B										
Input Voltage	100-240Vac										
Switch Voltage	100-240Vac										
Output Power	500W										
Feature	AC-AC										

DT7 Relay



- > DALI-2 relay module
- > 100-240VAC power supply; 1 channel relay, max. 1000W LED
- > Loads that do not have a DALI input can therefore be integrated in the DALI circuit
- > Compatible with universal DALI systems and master controllers in the market
- > Mini size, easy to be installed into a standard wall box
- > Verified 300,000 times switching life cycle

	<table border="1" style="width: 100%; border-collapse: collapse;"> <tr><td>Model</td><td>SR-2701S-DT7</td></tr> <tr><td>Output Power</td><td>300/1000W max.</td></tr> <tr><td>Input Voltage</td><td>Power by DALI bus</td></tr> <tr><td>Switch Voltage</td><td>Max. 30Vdc/250Vac</td></tr> <tr><td>Feature</td><td>DALI-2 certified, DT7 device</td></tr> </table>	Model	SR-2701S-DT7	Output Power	300/1000W max.	Input Voltage	Power by DALI bus	Switch Voltage	Max. 30Vdc/250Vac	Feature	DALI-2 certified, DT7 device	<table border="1" style="width: 100%; border-collapse: collapse;"> <tr><td>Model</td><td>SR-2701S-DT7AC</td></tr> <tr><td>Output Power</td><td>1000W max.</td></tr> <tr><td>Input Voltage</td><td>100-240Vac</td></tr> <tr><td>Switch Voltage</td><td>100-240Vac</td></tr> <tr><td>Feature</td><td>DALI-2 certified, DT7 device</td></tr> </table>	Model	SR-2701S-DT7AC	Output Power	1000W max.	Input Voltage	100-240Vac	Switch Voltage	100-240Vac	Feature	DALI-2 certified, DT7 device
Model	SR-2701S-DT7																					
Output Power	300/1000W max.																					
Input Voltage	Power by DALI bus																					
Switch Voltage	Max. 30Vdc/250Vac																					
Feature	DALI-2 certified, DT7 device																					
Model	SR-2701S-DT7AC																					
Output Power	1000W max.																					
Input Voltage	100-240Vac																					
Switch Voltage	100-240Vac																					
Feature	DALI-2 certified, DT7 device																					

DIN Rail 4 Channels DALI-2 Relay NEW


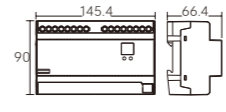
- > DALI relay module, DALI-2 certified
- > 100-240VAC power supply
- > 4 channels relay, max. 12A per channel
- > Zero crossing detection, longer switching lifecycle
- > 4 DALI addresses can be assigned by master controller
- > DIN rail installation, compatible with standard 35mm DIN rail
- > Loads that do not have a DALI input can therefore be integrated in the DALI circuit

	<table border="1" style="width: 100%; border-collapse: collapse;"> <tr><td>Model</td><td>SR-2701DIN-DT7</td></tr> <tr><td>Input Voltage</td><td>100-240VAC</td></tr> <tr><td>Switch Voltage</td><td>Max. 30Vdc/250Vac</td></tr> <tr><td>Output Power</td><td>Max.2760W*4CH @ 230VAC</td></tr> <tr><td>Feature</td><td>DALI-2, DT7 device, 4 channels</td></tr> </table>	Model	SR-2701DIN-DT7	Input Voltage	100-240VAC	Switch Voltage	Max. 30Vdc/250Vac	Output Power	Max.2760W*4CH @ 230VAC	Feature	DALI-2, DT7 device, 4 channels
Model	SR-2701DIN-DT7										
Input Voltage	100-240VAC										
Switch Voltage	Max. 30Vdc/250Vac										
Output Power	Max.2760W*4CH @ 230VAC										
Feature	DALI-2, DT7 device, 4 channels										

DALI Relay Module 4x16A NEW

This DALI 4-channel 16A rail-mounted relay module is primarily used to integrate traditional non-smart light fixtures or high-power electrical devices into the DALI system, making them controllable through smart technology. It offers four independent dry-contact outputs, with each channel supporting a maximum current of 16A, suitable for various load types, including resistive loads (such as incandescent lamps), capacitive loads (like electronic ballasts), and inductive loads (such as motors). This design makes it well-suited for home automation and smart lighting systems, providing users with convenient control and energy management options.

	<table border="1" style="width: 100%; border-collapse: collapse;"> <tr><td>Model</td><td>SR-DARM16-DIN4</td></tr> <tr><td>Input Voltage</td><td>100-240Vac</td></tr> <tr><td>Switching voltage AC</td><td>Max. 250V</td></tr> <tr><td>Switching voltage DC</td><td>Max. 30V</td></tr> <tr><td>Feature</td><td>DALI-2, 4 channels</td></tr> </table>	Model	SR-DARM16-DIN4	Input Voltage	100-240Vac	Switching voltage AC	Max. 250V	Switching voltage DC	Max. 30V	Feature	DALI-2, 4 channels
Model	SR-DARM16-DIN4										
Input Voltage	100-240Vac										
Switching voltage AC	Max. 250V										
Switching voltage DC	Max. 30V										
Feature	DALI-2, 4 channels										



Rotary Dimmer

DALI MCU

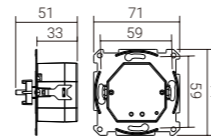
- > Each control circuit can supply 100mA DALI power for as many as 50 DALI devices
- > The lighting system responds immediately and harmoniously when the brightness level is changed at either of the control devices.
- > All that while allowing for the required comfortable, easy and complete control over the lighting levels at any time.
- > Innovative function to power DALI bus while connected to AC mains
- > Powered by DALI bus while not connected to AC mains
- > Operation voltage: 100-240Vac/Power by DALI bus



SR-2400RB-NF-DIM
SR-2400RB-NF-CCT



SR-2400RG-DIM-A
SR-2400RG-CCT-A



SR-2400RB



SR-2400RB-CCT



SR-2400RB-RGB



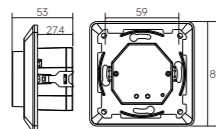
SR-2400RB-RGBW

DALI-2 Rotary Dimmer

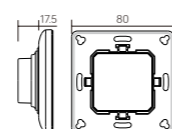
- > DALI-2 certified rotary & push button switch
- > Two instances: push button & rotary movement
- > DALI bus powered, consumption < 12mA
- > Configurable via DALI-2 compliant central controller
- > Multiple modules can be installed on the DALI- line
- > Functionality freely configurable via master controller



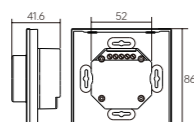
SR-2400R-DA2



SR-2410R-DA2



SR-2400RL



Touch Panel

DALI Touch Panel

- > DALI DT6/DT8 touch panel
- > Set DALI address or group+scene version
- > AC100-240V version power input
- > AC version built-in 100mA DALI power supply to power up to max. 50 DALI ECGs, powered by DALI bus while not connected to AC mains



SR-2300TS-DIM-EU-AC
DT6, DIM
4 Groups, 3 scenes



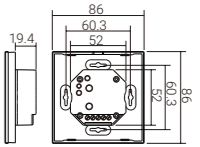
SR-2300TR-DIM-EU-AC
DT6, DIM
1 Group, 4 scenes



SR-2300TR-G4-DIM-EU-AC
DT6, DIM
4 Groups, 4 scenes



SR-2300TR-G4-RGBW-EU-AC
DT6, RGBW
4 Groups



SR-2300TS-CCT-EU(DT8)-AC
DT8, CCT
4 Groups, 2 scenes



SR-2300TR-CCT-EU(DT8)-AC
DT8, CCT
1 Group, 4 scenes



SR-2300TR-G4-CCT-EU(DT8)-AC
DT8, CCT
4 Groups, 4 scenes



SR-2300TR-RGBW-EU(DT8)
DT8, RGBW
1 Group, 4 scenes



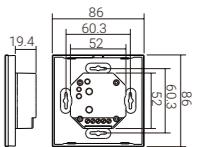
SR-2300TR-G4-RGBW-EU(DT8)
DT8, RGBW
4 Groups

DALI Touch Panel

- > DALI touch controller
- > Set the controlled group/scene by rotary switch
- > Operation voltage: provided by DALI bus



SR-2422T6-DIM-G1-S3
DT6, 1 Group, 3 scenes



DALI-2 Touch Panel

- > Supports feedback functionality
- > DALI-2 control device according to IEC62386-101, IEC62386-103, IEC62386-301 and IEC62386-332
- > Suitable for integration and in combination with DALI-2 compliant central control units
- > Multi master capable, multiple modules can be installed on the DALI- line
- > Easy configuration via DALI-2 compliant central controller
- > Operation voltage: provided by DALI bus



SR-2422T2-DA2



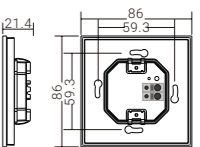
SR-2422T4-DA2



SR-2422T6-DA2



SR-2422T8-DA2





Push Button

DALI Push Button

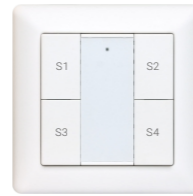
- > 2-8 keys DALI keypad controller
- > DALI DT6/DT8 version, control single color/CCT/RGBW LED lights
- > Enables to select and control DALI group/scene
- > DALI bus powered, no extra power supply required



SR-2422K2-DIM-G1
DT6, 1 group



SR-2422K4-DIM-G2
DT6, 2 groups



SR-2422K4-G1-S4
DT6, 1 groups, 4 scenes



SR-2422K4-DIM-G1-S2
DT6, 1 groups, 2 scenes



SR-2422K8-DIM-G4
DT6, 4 groups



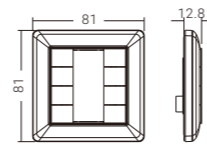
SR-2422K8-DIM-G1-S4
DT6, 1 group, 4 scenes




SR-2422K8-CCT-G1-S2(DT8)
DT8 color type Tc,
1 group, 2 scenes




SR-2422K8-RGBW-G1-S2(DT8)
DT8 color type RGBW,
1 group, 2 scenes



SR-2422NK2-DIM-G1
DT6, 1 group
Metal housing




SR-2422NK4-DIM-G2
DT6, 2 groups
Metal housing




SR-2422NK4-G1-S4
DT6, 1 groups, 4 scenes
Metal housing



SR-2422NK8-DIM-G4-PL
DT6, 4 groups
Plastic housing



SR-2422NK8-DIM-G4
DT6, 4 groups
Metal housing



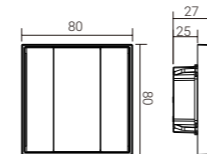
SR-2422NK8-DIM-G1-S4
DT6, 1 group, 4 scenes
Metal housing



SR-2422NK8-CCT-G1-S2(DT8)
DT8 color type Tc,
1 group, 2 scenes
Metal housing



SR-2422NK8-RGBW-G1-S2(DT8)
DT8 color type RGBW,
1 group, 2 scenes
Metal housing



Push Button

DALI-2 Push Button


- > DALI-2 control device according to IEC62386-101, IEC62386-103, IEC62386-301 and IEC62386-332
- > Supports feedback functionality
- > Suitable for integration and in combination with DALI-2 compliant central control units
- > Multi master capable, multiple modules can be installed on the DALI- line
- > Easy configuration via DALI-2 compliant central controller
- > Operation voltage: provided by DALI bus




SR-2422K2-DA2




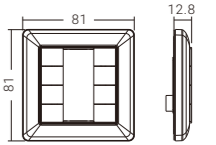
SR-2422K4-DA2
SR-2422K4-PRO




SR-2422K6-DA2




SR-2422K8-DA2
SR-2422K8-PRO




SR-2422K2-DA2-WSK



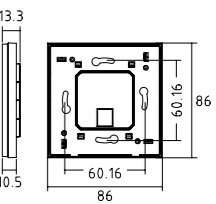
SR-2422K4-DA2-WSK
SR-2422K4-WSK-PRO



SR-2422K6-DA2-WSK



SR-2422K8-DA2-WSK
SR-2422K8-WSK-PRO




SR-2422NK2-DA2-PL
Plastic frame



SR-2422NK4-DA2-PL
SR-2422NK4-PRO-PL
Plastic frame




SR-2422NK8-DA2-PL
SR-2422NK8-PRO-PL
Plastic frame



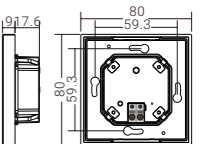
SR-2422NK2-DA2
Metal housing



SR-2422NK4-DA2
Metal housing



SR-2422NK8-DA2
Metal housing





Push Button Coupler

Push Button Coupler

DALI Push Button (Dry Contact) Control Module

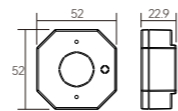
- > Standard DALI Master, control 4 DALI Addresses
- > Comply to DALI standard protocol IEC60929 and in compliance with DALI products from other international incorporation
- > With bus detective function, one channel DALI bus can install multiple dimming controllers.
- > No external power supply which is provided by DALI bus. Consumption current is 4mA.
- > Controlled by external switch, convenient and flexible, with small size, it can be easily placed into 86x86mm box.
- > output connect with DALI slave, such as SR-2302B, SR-2303B ect. from Sunricher.

Mini Size NFC Programmable DALI-2 Push Button Coupler


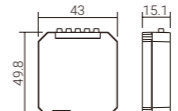

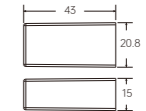


- > DALI-2 control device with standalone mode and DALI-2 instance mode
- > 4 channels push switch input or dry contact motion sensor input
- > Four DALI-2 push button instances are available for instance mode
- > In compliance with IEC62386-101, IEC62386-103, IEC62386-301
- > Functionality of standalone mode can be easily configurable through NFC
- > Functionality of DALI-2 instance mode can be configurable through DALI application controller
- > Multimaster capable, multiple modules can be installed on the DALI- line
- > Controlled DALI device type for standalone mode can be freely configured through NFC App
- > Supported device types for master mode: DT6, Tc, XY coordinates, RGBWAF
- > Controlled object of each push switch for master mode can be freely configured through NFC App
- > Standalone mode supports broadcast, single address, and group control
- > For standalone mode, each push switch supports three different operations: short press, long press, double click
- > For standalone mode, DALI command triggered by a push switch operation can be freely configured through NFC App
- > DALI bus powered, no extra power supply required
- > Easy installation: the device can be installed in a flush-mounted installation box





Model	SR-2400LC	SR-2400GC	SR-2400SC
Power Supply	Powered by DALI bus	Powered by DALI bus	Powered by DALI bus
Power consumption	4 mA	4 mA	4 mA
Feature	4 lamp addresses	4 group addresses	4 scene addresses

Model	SR-DA2833PN-DA2	Model	SR-DA2833PL-DA2
Power Supply	DALI bus	Power Supply	DALI Bus
Voltage Range	9.5 - 22.5Vdc	Voltage Range	9.5 - 22.5Vdc
Consumption DALI	Typ. 2.7mA, Max. 9mA	Consumption DALI	Typ. 2.7mA, Max. 9mA
Number of inputs	4	Number of inputs	4
DALI-2 addresses	1	DALI-2 addresses	1

DALI-2 Push-Button Coupler

- > DALI-2 control device that integrates existing push switches into DALI system
- > Four DALI-2 push button instances are available for an easy integration
- > Suitable for integration and in combination with DALI-2 compliant central control units
- > Easy installation: the device can be installed in a flush-mounted installation box


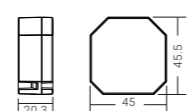

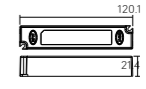
NFC Programmable 2-Key Push to DALI Control Unit



- > DALI-2 certified motion sensor coupler
- > 4 channels dry contact input for normal motion sensors
- > Four occupancy sensor instances
- > Converts normal motion sensor to DALI-2 sensor
- > 4 channels configured separately, work separately
- > DALI bus powered, consumption < 10mA
- > Configurable via DALI-2 compliant central controller
- > Multiple modules can be installed on the DALI- line
- > Functionality freely configurable via master controller
- > NFC programmable 2-key push to DALI control unit
- > 100-240VAC power supply or DALI bus powered
- > 2 channels push switch input
- > Compatible with any existing push switches
- > Suitable for offices, meeting rooms, classrooms etc.
- > 1 channel DALI output, with 50mA DALI power output
- > Supported device types: DT6, Tc, XY coordinates, RGBWAF
- > Controlled DALI device type can be freely configured through NFC App
- > Controlled object of each push switch can be freely configured through NFC App
- > DALI command triggered by the a push switch operation can be freely configured through NFC App

DALI-2 Motion Sensor Coupler

- > DALI-2 certified motion sensor coupler
- > 4 channels dry contact input for normal motion sensors
- > Four occupancy sensor instances
- > Converts normal motion sensor to DALI-2 sensor
- > 4 channels configured separately, work separately
- > DALI bus powered, consumption < 10mA
- > Configurable via DALI-2 compliant central controller
- > Multiple modules can be installed on the DALI- line
- > Functionality freely configurable via master controller

Model	SR-2400PD	Model	SR-2400PD-L
Input Voltage	100-240VAC/DALI bus powered	Input Voltage	100-240VAC/DALI bus powered
Output Current	50mA	Output Current	50mA
Feature	Standalone with built-in DALI power, PD or CD mode can be set	Feature	DT6, DT8 Tc, DT8 XY, DT8 RGBWAF NFC configurable, Push Dim or Corridor Dim NFC configurable


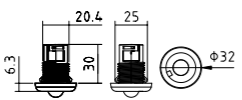

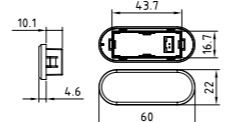

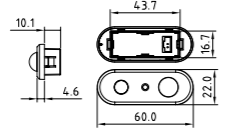

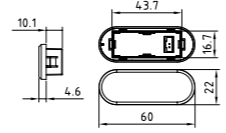

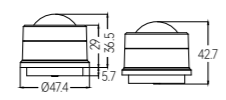

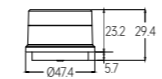


Sensor

DALI-2 & D4i Sensor

- > DALI-2 & D4i certified
- > Radio range: 164 feet (50m) in open field.
Actual range is dependent on field installation.
- > Illuminance measurement

- > Motion sensor instance type 3 (303)
- > Light sensor instance type 4 (304)
- > On-board antenna
- > 5 years warranty

			
Model: SR-DA9032A-PIR Power: DALI BUS Current Draw: Max. 10mA Mounting Height: 2.5m Detection Area: $\Phi 5m@2.5m$ Application: LLLC application (Fixture-integrated), ZHAGA 20		Model: SR-DA9035A-MW-BUS Input Voltage: DALI BUS Input Current: Max. 30mA Mounting Height: 2.5m Detection Area: $\Phi 5m@2.5m$ Application: LLLC application (Fixture-integrated), ZHAGA 20	
			
Model: SR-DA9035A-PIR Power: DALI BUS Input Current: Max. 10mA Mounting Height: 2.5m Detection Area: $\Phi 5m@2.5m$ Application: LLLC application (Fixture-integrated), ZHAGA 20		Model: SR-DA9035A-MW Input Voltage: 12V-24Vdc Input Current: Max. 30mA Mounting Height: 2.5m Detection Area: $\Phi 5m@2.5m$ Application: LLLC application (Fixture-integrated), ZHAGA 20	
			
Model: SR-DA9033A-PIR Power Supply: 12/24 Vdc (D4i Certified) Mounting Height: 6-12m Detection Angle: 360° Feature: High-bay Fixture-integrated, IP65, ZHAGA 18 Interface, Single antenna		Model: SR-DA9033A-MW Power Supply: 12/24 Vdc (D4i Certified) Mounting Height: 4-8m Detection Angle: 150° (wall), 360° (ceiling) Feature: High-bay Fixture-integrated, IP65, ZHAGA 18 Interface, Single antenna	


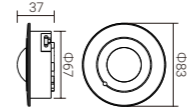

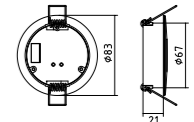

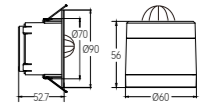

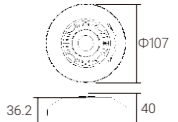


Sensor

DALI-2 & D4i Sensor

- > DALI-2 & D4i certified
- > Radio range: 164 feet (50m) in open field.
Actual range is dependent on field installation.
- > Illuminance measurement

- > Motion sensor instance type 3 (303)
- > Light sensor instance type 4 (304)
- > On-board antenna
- > 5 years warranty

			
Model: SR-DA9030A-PIR Power: DALI BUS Input Current: Max. 10mA Mounting Height: 2.5m Detection Area: $\Phi 5m@2.5m$ Application: LLLC application (Fixture-integrated)		Model: SR-DA9030A-MW Power Supply: 12/24 Vdc (D4i Certified) Feature: Ceiling recessed installation	
			
Model: SR-DA9030D-PIR Power: DALI BUS Powered Output: DALI BUS Mounting Height: Max. 6m. Typical 3m. Detection Area: $\Phi 10m@3m$ height. Application: ZLLC application (Zone level / Office / Meeting room...)		Model: SR-DA9030D-PIR-10A Power: 220-240VAC Output: DALI:Max.80mA; Relay:Max.10A Mounting Height: Max. 6m. Typical 3m. Detection Area: $\Phi 10m@3m$ height. Application: ZLLC application (Zone level / Office / Meeting room...)	
			
Model: SR-DA9030B-PIR Power: DALI BUS Powered Output: DALI Signal Mounting Height: LB: Max. 6m. Typical 3m. HB: Max. 12m. Typical 12m Detection Area: LB: $\Phi 10m@3m$ height. HB: $\Phi 24m@12m$ height Application: ZLLC application (Zone level / Office / Meeting room...)		Model: SR-DA9030B-PIR-10A Power: 120-277VAC Output: DALI Signal. Max. 80mA, 10A Relay Mounting Height: LB: Max. 6m. Typical 3m. HB: Max. 12m. Typical 12m Detection Area: LB: $\Phi 10m@3m$ height. HB: $\Phi 24m@12m$ height Application: ZLLC application (Zone level / Office / Meeting room...)	



DALI-2 Master Gateway

DALI Professional Master Panel NEW

The Wall Display is an intuitive 4" wall display that gives you easy, centralized control of all your DALI system. With a minimalistic look and customizable home screen, the DALI Master Panel will perfectly fit into your interior and adjust to your needs. You can also connect the panel to a PC


- > Supports DT6, DT8 Tc, DT8 XY, DT8 RGBWA control gear device types, DALI-2 input devices
- > Each DALI channel supports max 64 control gears, max 64 DALI-2 input devices
- > Each DALI channel supports max 16 groups for control gears, 32 groups for input devices, 16 DALI scenes
- > Built-in 230mA DALI PS, no extra wiring required
- > Easy connect to a Windows PC through RJ45 port
- > Built-in battery, built-in RTC, supports timer task configuration
- > Supports cycle schedule configuration
- > Guaranteed DALI current output: 230mA
- > Supports bionic schedule configuration (Human Centric Lighting) software by using a RJ45 port wire. Through the DALI Master PC software, you can easy configure the panel function.



SR-2300T-LCD4

USB Interface DALI-2 Master


- > DALI-2 input devices
- > Built-in 230mA DALI PS, no extra wiring required
- > Supports DT6, DT8 Tc, DT8 XY, DT8 RGBWA control gear device types
- > Supports addressing, grouping and scene configuration for max 64 control gears
- > Easy connect to a Windows PC through USB port
- > Easy & quick configuration through the PC configuration software
- > Built-in battery, built-in RTC, supports timer task configuration
- > Supports cycle schedule configuration
- > Supports bionic schedule configuration (Human Centric Lighting)



Model	SR-2300-USB
Input Voltage	100-240Vac
Output current	230mA
Output voltage	16Vdc
Feature	DIN RAIL installation

DALI IoT Gateway

- > Supports DT6, DT8 Tc, DT8 XY, DT8 RGBWA device types.
- > Built-in 230mA DALI PS, no extra wiring required.
- > Supports addressing, grouping and scene configuration for max.64 control gears (DALI-1 and DALI-2).
- > Easy connect to a network through Ethernet connection.
- > Easy & quick configuration through the mobile application.
- > Built-in battery, built-in RTC, supports timer task configuration.
- > Supports cycle schedule configuration, Circadian rhythm function is enabled.




Model	SR-GW-TDA (Works with tuya platform)	Model	SR-GW-EDA NEW (Ethernet to DALI Gateway, can be integrated into 3rd party platform through MQTT)
Input Voltage	24Vdc	Input Voltage	24Vdc
Output Current	230mA	Output Current	230mA
Output Voltage	12-22.5Vdc	Output Voltage	12-22.5Vdc
Feature	Din Rail Mounted / Remote Control / Auto Configuration / Built-in DALI Master / Wireless DALI / OTAU...	Feature	Din Rail Mounted / Remote Control / Auto Configuration / Built-in DALI Master / Wireless DALI / OTAU...



Gateway

KNX to 2 Channel DALI Gateway

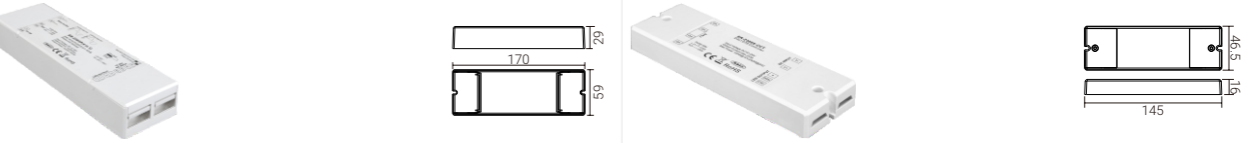
- > KNX to DALI gateway
- > Integrates DALI into KNX system
- > 2 channels DALI output
- > Each DALI channel with 250mA DALI PS output
- > No extra DALI PS required, simple wiring
- > Supports all DALI DT6 & DT8 device types
- > Mini USB port to connect to DALI PC software
- > Programmable through ETS software
- > DALI bus state monitor indicator



Model	SR-KN9100U/DA2-2CH	Model	SR-KN9100U/DA2-2CH NEW
Input Power	100-240VAC	Input Power	100-240VAC
Input Signa	KNX	Input Signa	KNX
KNX Bus Voltage	21-30V DC, via the KNX/EIB bus	KNX Bus Voltage	21-30V DC, via the KNX/EIB bus
Output	2 Channels DALI	Output	2 Channels DALI
Output Voltage	16VDC	Output Voltage	16VDC
Output Current	2*250mA	Output Current	2*250mA
Feature		Feature	Supports DALI-2 input devices, such as push buttons, sensors etc

Zigbee - DALI Two-Way Gateway

- > Zigbee-DALI bidirectional communication gateway
- > Can control DALI system through the Zigbee system
- > Supports one DALI bus, allowing connection of DT6/DT7/DT8 control gears, push button, motion sensor, light sensor, and input sensor
- > Up to 25 control gears, 4 input devices, 16 DALI groups, and 16 DALI scenes can be configured in the Zigbee system
- > Can also control Zigbee devices through the DALI system by connecting the gateway to the DALI master
- > Each gateway can connect up to 64 Zigbee devices to a DALI system, corresponding to 64 DALI addresses
- > Waterproof grade: IP20
- > 5 years warranty



Model	SR-GW-Z2D-EA	Model	SR-GW-Z2D-1029
Input Power	100-240Vac	Input Power	100-240Vac
Power Consumption	Max. 5.4W @ 220V full load	Power Consumption	Max. 5.4W @ 220V full load
Output Voltage	16Vdc	Output Voltage	16Vdc
Output Signal	DALI	Output Signal	DALI
Output Current	Max. 230mA	Output Current	Max. 230mA

Model	SR-GW-Z2D-2421
Input Power	100-240Vac
Power Consumption	Max. 3.5W @ 220V full load
Current Consumption	Max. 41mA @ 220V full load
Output Signal	DALI
Output Current	100mA


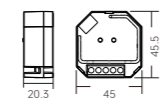

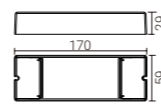

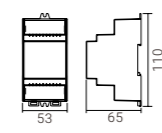

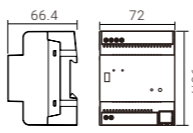


DALI Bus PS

DALI Bus Power Supply


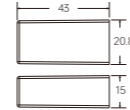
- > Radio Frequency Interference according to EN 55015:2013
- > Limits for Voltage Fluctuations and Flicker according to EN 61000-3-3:2013
- > Mains current harmonics according to EN 61000-3-2:2014

- > Immunity standard according to EN 61547:2009
- > General and safety requirements EN 61347-1:2015
- > Operation voltage: 100-240Vac

			
Model Input Voltage Output Current Output Voltage Feature	SR-2400PS 100-240Vac 100mA 16Vdc Mini size	Model Input Voltage Output Current Output Voltage Feature	SR-2400PEA 100-240Vac 250mA 16Vdc Large output current
			
Model Input Voltage Output Current Output Voltage Feature	SR-2400P 100-240Vac 250mA 16Vdc DIN RAIL installation	Model Input Voltage Output Current Output Voltage Feature	SR-2400P-DC4 24Vdc 4x250mA 16Vdc 4 Channels DALI Power Supply

Mini Linear DALI Power Supply

- > DALI-2 certified
- > Up to 30cm cable length
- > Up to 10 DALI devices / 16 groups
- > Supports DALI device-types 0-8
- > Supports DALI-2 instance types 1-4
- > Internal DALI power supply
- > Suitable for isolated applications and non-isolated applications
- > Mini size, in wall installation or ceiling remote installation


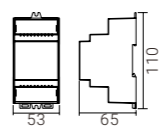
	
Model Input Voltage Current consumption Power consumption Output Voltage Guaranteed bus supply Feature	SR-2400PL 100-240Vac 13mA @ 230V full load 1.5W @ 230V full load 16Vdc 30mA Mini Linear DALI Power Supply



Repeater


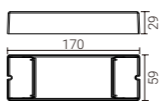
DIN Rail DALI Repeater PS

- > DALI repeater with integrated DALI power supply.
- > 24VDC power supply, max. 150mA DALI power output.
- > Device to enhance the maximum DALI cable length from 300m up to 600m.
- > Enhancement and Transmission of the DALI-signals (bidirectional).
- > Galvanic separation between DALI circuits.
- > DIN Rail installation.

		Model Power supply Output Current Output Voltage	SR-2400AMP-DIN 24Vdc 150mA 16Vdc
---	---	---	---


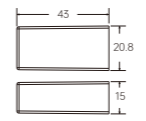
DALI Repeater PS

- > DALI repeater with integrated DALI power supply.
- > Device to enhance the maximum DALI cable length from 300m up to 600m.
- > Enhancement and Transmission of the DALI-signals (bidirectional).
- > Galvanic separation between DALI circuits.
- > Either radially arranged network layout or cascaded system mounting operated with single master.
- > restricted cascading (Series wiring) of multiple repeaters in multi-master operating mode.
- > The maximum amount of DALI-devices in the total network is limited to 64, the devices can be divided on the subordinate circuits at will.
- > For each subordinate DALI circuits no extra DALI power supply required.

		Model Input Voltage Output Current Output Voltage	SR-2400AMP 100-240Vac 150mA 16Vdc
---	---	--	--

Mini DALI Repeater Power Supply

- > DALI-2 certified
- > Up to 30cm cable length
- > Up to 10 DALI devices / 16 groups
- > Supports DALI device-types 0-8
- > Supports DALI-2 instance types 1-4
- > Internal DALI power supply
- > Suitable for isolated applications and non-isolated applications
- > Mini size, in wall installation or ceiling remote installation



		Model Input Voltage Current consumption Power consumption Output Voltage Guaranteed bus supply Feature	SR-2400AMP-L 100-240Vac 13mA @ 230V full load 1.5W @ 230V full load 16Vdc 30mA Mini DALI Repeater Power Supply
---	---	--	--



Broadcast Module DALI to 0/1-10V Converter


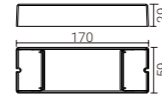
DALI Broadcast Module NEW

- > DALI broadcast module, simple and easy to expand DALI circuit
- > Receives commands from DALI main circuit as a control gear with a single address
- > Forwards received DALI commands to all control gears connected to its DALI OUT
- > All control gears connected to DALI OUT will be controlled by the forwarded broadcast DALI commands
- > All control gears connected to DALI OUT will be controlled via the DALI address of the module
- > No DALI addressing required for the control gears connected to DALI OUT
- > Multiple modules can be connected to DALI main circuit to establish multiple DALI sub-circuits
- > The number of DALI control gears in the DALI main circuit can be extended drastically
- > Error detection and monitoring function
- > Mains power supply, DALI input (DALI IN), DALI output (DALI OUT) are fully isolated from each other

	
<p>Model: SR-2400BRC</p> <p>Input Voltage: 100-240Vac</p> <p>Output Current: 150mA</p> <p>Output Voltage: 16Vdc</p> <p>Feature: DT6, DT8 Tc, DT8 XY, DT8 RGBW, 4 in 1</p>	<p>Model: SR-2400BRC-L</p> <p>Input Voltage: 100-240Vac</p> <p>Current consumption: 13mA @ 230V full load</p> <p>Power consumption: 1.5W @ 230V full load</p> <p>Output Voltage: 16Vdc</p> <p>Feature: DT6, DT8 Tc, DT8 XY, DT8 RGBW, 4 in 1</p>

DALI to 0/1-10V/PWM Dimmer


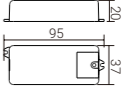

- > DALI signal converter to 0/1-10V
- > DALI signal input, 2 channels 0-10V signal output
- > 1 DALI address for 2 channels 0-10V output, 2 channels controlled synchronously

		<p>Model: SR-2303(0-10V/PWM)</p> <p>Input Voltage: 100-240Vac</p> <p>Input Current: 60mA</p> <p>Output: 2x(0-5V), 2x(0-10V), 2x(0-15V)</p>
---	---	--

Wireless to DALI Converter


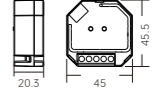
Wireless to DALI+0/1-10V 2 in 1 Converter

- > Wireless to DALI+0/1-10V 2 in 1 converter
- > DALI signal or 1-10V signal output selectable
- > With max. 5A relay output and metering function
- > Built-in DALI bus power supply, no extra DALI bus PS required
- > DALI DT6 or DT8 device type selectable under DALI mode
- > Color control according to DALI specifications of Device Type 8
- > Color type: Tc, XY coordinates, RGBW selectable
- > DALI address control mode or group control mode selectable
- > Enables to select the DALI address (00-63) to be controlled
- > Enables to select the DALI group (0-15) to be controlled
- > Enable to control 1 DALI Group of devices or 1 DALI Address
- > Enable to control all devices on DALI line via broadcast

	
<p>Model: SR-2421-ZG</p> <p>Input Voltage: 110-240Vac</p> <p>Output DALI PS current: 50mA</p> <p>Output 0/1-10V Current: 20mA</p> <p>Relay Voltage: 110-240Vac</p> <p>Relay Current: Incandescent: 5A/LED: 1.6A</p> <p>Feature: Zigbee to DALI</p>	<p>Model: SR-2421-SB</p> <p>Input Voltage: 110-240Vac</p> <p>Output DALI PS current: 50mA</p> <p>Output 0/1-10V Current: 20mA</p> <p>Relay Voltage: 110-240Vac</p> <p>Relay Current: Incandescent: 5A/LED: 1.6A</p> <p>Feature: Bluetooth to DALI</p>
<p>Model: SR-2421-BL-TY</p> <p>Input Voltage: 110-240Vac</p> <p>Output DALI PS current: 50mA</p> <p>Output 0/1-10V Current: 20mA</p> <p>Relay Voltage: 110-240Vac</p> <p>Relay Current: Incandescent: 5A/LED: 1.6A</p> <p>Feature: TUYA Bluetooth to DALI</p>	


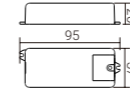
Wireless to DALI Converter

- > Receives wireless signal and outputs DALI signal to DALI line
- > Comply to DALI standard protocol IEC 62386-102, IEC 62386-207, IEC 62386-209
- > Enable to select multiple control modes

	
<p>Model: SR-2411-ZG</p> <p>Input Voltage: 12-24Vdc</p> <p>Current Consumption: <4mA</p> <p>Feature: Zigbee to DALI, 4 modes in 1, DALI address select</p>	<p>Model: SR-2411-RF-DIM</p> <p>Power by DALI bus</p> <p>Current Consumption: <4mA</p> <p>Feature: RF to DALI, DT6, DALI address select</p>
<p>Model: SR-2411-RF-CCT</p> <p>Power by DALI bus</p> <p>Current Consumption: <4mA</p> <p>Feature: RF to DALI, DT8 Tc, DALI address select</p>	<p>Model: SR-2411-RF-RGBW</p> <p>Power by DALI bus</p> <p>Current Consumption: <4mA</p> <p>Feature: RF to DALI, DT8 RGBW, DALI address select</p>

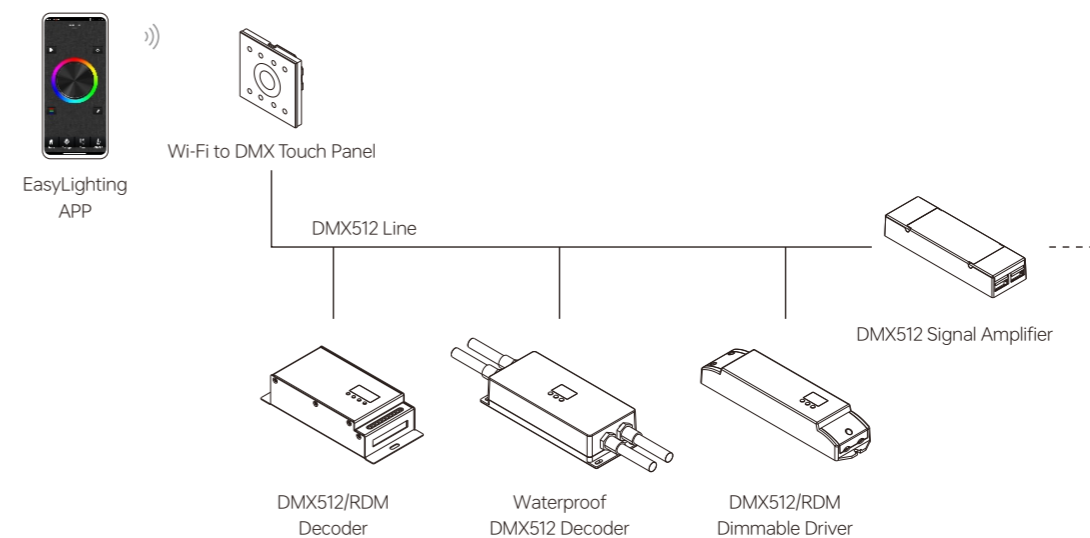
Wireless+Push to DALI+0/1-10V Converter

- > Wireless+Push to DALI+0/1-10V converter
- > Can be controlled by both wireless signal & push switch input
- > Integrates existing push switch into DALI or 0/1-10V
- > DALI signal or 1-10V signal output selectable by DIP switch
- > Built-in 50mA DALI bus power supply, no extra DALI bus PS required
- > DALI DT6 or DT8 device type selectable
- > Color control according to DALI specifications of Device Type 8
- > Color type: Tc, XY coordinates, RGBW selectable
- > DALI address control mode or group control mode selectable
- > Enables to select the DALI address (00-63) to be controlled
- > Enables to select the DALI group (0-15) to be controlled
- > Enable to control 1 DALI Group of devices or 1 DALI Address
- > Enable to control all devices on DALI line via broadcast

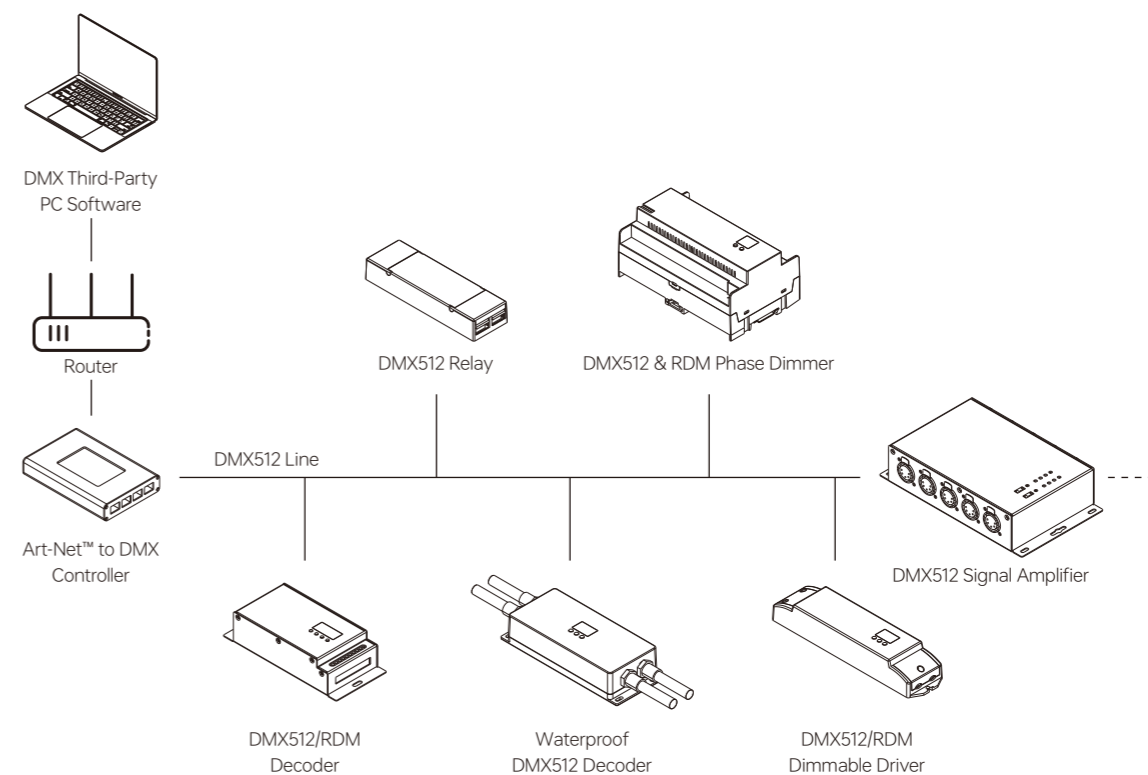
		<p>Model: SR-2421-ZG-Push</p> <p>Input Voltage: 110-240Vac</p> <p>Output DALI PS current: 50mA</p> <p>Output 0/1-10V Current: 20mA</p> <p>Feature: Zigbee+Push to DALI</p>
---	---	--

DMX512/RDM

Small project solution



Medium and large project solutions



Constant Voltage DMX512 Decoder

- > Standard DMX512 compliant control interface.
- > Supports RDM function.
- > DMX address manually settable.
- > Output dimming curve gamma value from 0.1 ~ 9.9 settable.
- > To work with power repeater to expand output power unlimitedly.
- > Constant voltage output.



4 Channels RDM Enabled DMX512 Decoder

- > DMX channel quantity from 1CH~4CH settable.
- > Output PWM frequency 2KHz

Model	SR-2102B
Input Voltage	12-48Vdc
Output Current	4*5A@12-36Vdc 4*2.5A@48Vdc
Output Power	240-720W
Product Size	178x46x22mm



4 Channels RDM Enabled DMX512 Decoder

- > DMX channel quantity from 1CH~4CH settable.
- > Output PWM frequency from 500Hz-35KHz settable.
- > RJ45 terminal, easy and quick connect for DMX512 signal.
- > Output dimming curve gamma value from 0.1~9.9 settable.

Model	SR-2108EAS-RJ45
Input Voltage	12-48Vdc
Output Current	4*8A@12-36Vdc 4*4A@48Vdc
Output Power	384-1152W
Product Size	165x60x32mm



4 Channels RDM Enabled DMX512 Decoder

- > DMX channel quantity from 1CH~4CH settable.
- > Output PWM frequency 2KHz

Model	SR-2102BEA
Input Voltage	12-48Vdc
Output Current	4*8A@12-36Vdc 4*4A@48Vdc
Output Power	384-1152W
Product Size	170x59x29mm



4 Channels RDM Enabled DMX512 Decoder

- > DMX channel quantity from 1CH~4CH settable.
- > Output PWM frequency from 500Hz-35KHz settable.
- > Output dimming curve gamma value from 0.1~9.9 settable
- > IP67

Model	SR-2108AS(WP)
Input Voltage	12-48Vdc
Output Current	4*5A@12-36Vdc 4*2.5A@48Vdc
Output Power	240-720W
Product Size	180.5x73.6x38mm



Ultra-Pro 1CH RDM DMX512 Decoder

- > Output dimming curve gamma value from 0.1 ~ 9.9 settable.
- > Output PWM frequency from 500HZ ~ 35K HZ settable
- > Short circuit protection, recover automatically
- > RJ45 DMX signal terminal

Model	SR-2108FB-1CH
Input Voltage	12-48Vdc
Output Current	20A@12-24Vdc, 10A@36-48Vdc
Output Power	240-480W
Product Size	170x53.4x28mm



5 Channels RDM Enabled DMX512 Decoder

- > DMX channel quantity from 1CH~5CH settable.
- > Output PWM frequency from 500Hz-35KHz settable.
- > Output dimming curve gamma value from 0.1~9.9 settable.
- > IP67

Model	SR-2108AS(WP)-5C
Input Voltage	12-48Vdc
Output Current	5*3A@12-36Vdc 5*1.5A@48Vdc
Output Power	180-540W
Product Size	180.5x73.6x38mm

Constant Voltage DMX512 Decoder



4 Channels RDM Enabled DMX512 Decoder

- > DMX decoder & Master mode.
- > DMX channel quantity from 1CH~4CH settable.
- > PWM output resolution ratio 8bit , 16bit settable.
- > Output PWM frequency from 500HZ ~ 35K HZ settable.

Model	SR-2108FB-DIN
Input Voltage	12-48Vdc
Output Current	4*5A@12-36Vdc 4*2.5A@48Vdc
Output Power	240-720W
Product Size	110x53x65mm



4 Channels RDM Enabled DMX512 Decoder

- > DMX decoder & Master mode.
- > DMX channel quantity from 1CH~4CH settable.
- > PWM output resolution ratio 8bit , 16bit settable.
- > Output PWM frequency from 500HZ ~ 35K HZ settable.
- > RJ45 terminal, easy and quick connect for DMX512 signal

Model	SR-2108FB-RJ45-DIN
Input Voltage	12-48Vdc
Output Current	4*5A@12-36Vdc 4*2.5A@48Vdc
Output Power	240-720W
Product Size	110x53x65mm



4 Channels RDM Enabled DMX512 Decoder

- > DMX decoder & Master mode.
- > DMX channel quantity from 1CH~4CH settable.
- > PWM output resolution ratio 8bit , 16bit settable.
- > Output PWM frequency from 500HZ ~ 35K HZ settable.
- > Flip type, screwless

Model	SR-2108FB-4CH
Input Voltage	12-48Vdc
Output Current	4*5A@12-36Vdc 4*2.5A@48Vdc
Output Power	240-720W
Product Size	170x53.4x28mm



4 Channels RDM Enabled DMX512 Decoder

- > DMX decoder & Master mode.
- > DMX channel quantity from 1CH~4CH settable.
- > PWM output resolution ratio 8bit , 16bit settable.
- > Output PWM frequency from 500HZ ~ 35K HZ settable.
- > RJ45 terminal, easy and quick connect for DMX512 signal

Model	SR-2108FB-RJ45
Input Voltage	12-36Vdc
Output Current	5A*4CH
Output Power	240-720W
Product Size	170x53.4x28mm



5 Channels RDM Enabled DMX512 Decoder

- > DMX decoder & Master mode.
- > DMX channel quantity from 1CH~5CH settable.
- > PWM output resolution ratio 8bit , 16bit settable.
- > Output PWM frequency from 500HZ ~ 35K HZ settable.

Model	SR-2108EB-5CH
Input Voltage	12-48Vdc
Output Current	5*5A@12-36Vdc 5*2.5A@48Vdc
Output Power	300-900W
Product Size	170x59x29mm



5 Channels RDM Enabled DMX512 Decoder

- > DMX decoder & Master mode.
- > DMX channel quantity from 1CH~5CH settable.
- > PWM output resolution ratio 8bit , 16bit settable.
- > Output PWM frequency from 500HZ ~ 35K HZ settable.
- > With multiple kinds of DMX in/out ports: RJ 45, XLR 3/5 , normal screws.

Model	SR-2108B-M5-3	SR-2108B-M5-5
Input Voltage	12-48Vdc	12-48Vdc
Output Current	5*8A@12-24Vdc 5*6A@36Vdc 5*4A@48Vdc	5*8A@12-24Vdc 5*6A@36Vdc 5*4A@48Vdc
Output Power	480-960W	480-960W
Product Size	164x73x38mm	164x73x38mm



6 Channels RDM Enabled DMX512 Decoder

- > DMX decoder & Master mode.
- > DMX channel quantity from 1CH~6CH settable.
- > PWM output resolution ratio 8bit , 16bit settable.
- > Output PWM frequency from 500HZ ~ 35K HZ settable.
- > With multiple kinds of DMX in/out ports: RJ 45, XLR 3/5 , normal screws.

Model	SR-2108B-M6-3	SR-2108B-M6-5
Input Voltage	12-24Vdc	12-24Vdc
Output Current	6A*6CH	6A*6CH
Output Power	432-864W	432-864W
Product Size	187.7x85.3x41mm	187.7x85.3x41mm



12 Channels RDM Enabled DMX512 Decoder

- > DMX decoder & Master mode.
- > DMX channel quantity 1CH, 4CH, 6CH, 12CH settable.
- > PWM output resolution ratio 8bit , 16bit settable.
- > Output PWM frequency from 500HZ ~ 35K HZ settable.
- > With multiple kinds of DMX in/out ports: RJ 45, XLR 3/5 , normal screws.

Model	SR-2108P-M12-3	SR-2108P-M12-5
Input Voltage	12-48Vdc	12-48Vdc
Output Current	12CH*5A@12-24Vdc 12CH*2.5A@36-48Vdc	12CH*5A@12-24Vdc 12CH*2.5A@36-48Vdc
Output Power	720-1440W	720-1440W
Product Size	197.2x92.2x36.6mm	197.2x92.2x36.6mm

Constant Voltage DMX512 Decoder



24 Channels RDM Enabled DMX512 Decoder

- > DMX decoder & Master mode.
- > DMX channel quantity from 1CH or 24CH settable.
- > PWM output resolution ratio 8bit , 16bit settable.
- > Output PWM frequency from 500HZ ~ 35K HZ settable.
- > With multiple kinds of DMX in/out ports: RJ 45, XLR 3/5

Model	SR-2108B-M24
Input Voltage	12-48Vdc
Output Current	24CH*4A@12-24Vdc 24CH*2A@36-48Vdc
Output Power	1152-2304W
Product Size	293.2X92.2X36mm



25 Channels RDM Enabled DMX512 Decoder

- > DMX decoder & Master mode.
- > DMX channel quantity 1CH, 2CH, 3CH, 4CH, 5CH, 25CH settable.
- > PWM output resolution ratio 8bit , 16bit settable.
- > Output PWM frequency from 500HZ ~ 35K HZ settable.
- > With multiple kinds of DMX in/out ports: RJ 45, XLR 3/5

Model	SR-2108B-M25
Input Voltage	12-24Vdc
Output Current	4A*25CH
Output Power	1200-2400W
Product Size	293.2X92.2X36mm



36 Channels RDM Enabled DMX512 Decoder

- > DMX decoder & Master mode.
- > DMX channel quantity 1CH or 36CH settable.
- > PWM output resolution ratio 8bit , 16bit settable.
- > Output PWM frequency from 500HZ ~ 35K HZ settable.
- > With multiple kinds of DMX in/out ports: RJ 45, XLR 3/5

Model	SR-2108B-M36
Input Voltage	12-24Vdc
Output Current	3A*36CH
Output Power	1296-2592W
Product Size	393.2x92.2x37mm

Constant Current DMX512 Decoder

- > Standard DMX512 compliant control interface.
- > DMX address manually settable.
- > Output dimming curve gamma value from 0.1 ~ 9.9 settable.
- > To work with power repeater to expand output power unlimitedly.
- > Constant current output.



Current Settable 4 Channels DMX512 Decoder

- > DMX decoder & Master mode.
- > Total 4 constant current output channels, common anode.
- > PWM output resolution ratio 8bit , 16bit settable.
- > DMX personality can be set, auto-addressing function
- > 100-700mA output current settable of each channel with 10mA increment
- > Startup behavior can be set via RDM
- > DMX signal input & output are isolated, anti-surge protection

Model	SR-2108FBC-4CH
Input Voltage	12-48Vdc
Output Voltage	3-42Vdc
Output Current	(100-700)mA*4CH
Output Power	0-117.6W
Product Size	170x53.4x28mm



Current Settable 5 Channels DMX512 Decoder

- > DMX decoder & master mode, RDM function
- > Digital display to show data directly, easily to set and show DMX address
- > Total 4 constant current output channels, common anode.
- > 50-1050mA output current settable of each channel with 10mA increment
- > 8/16 bit settable
- > Output dimming curve gamma value from 0.1 ~ 9.9 settable
- > DMX personality can be set
- > Auto-addressing/manual setting address function
- > Startup behavior can be set via RDM
- > DMX signal input & output are isolated, anti-surge protection
- > Amplitude/CCR dimming, smooth and deep dimming, flicker free

Model	SR-2108FBC-5CH
Input Voltage	12-48Vdc
Output Voltage	3-42Vdc
Output Current	(50-1050)mA*5CH
Output Power	0-220.5W
Product Size	170x53.4x28mm



4 Channels DMX512 Decoder

- > DMX channel quantity from 1CH~4CH settable.
- > DMX address manually settable.
- > Output dimming curve gamma value from 0.1 ~ 9.9 settable.

Model	SR-2112B	SR-2114B
Input Voltage	12-48Vdc	12-48Vdc
Output Current	350mA*4CH	700mA*4CH
Output Power	16.8-67.2W	33.6-144.4W
Product Size	178x46x22mm	178x46x22mm

Constant Current DMX512 Decoder



4 Channels DMX512 Decoder

- > DMX channel quantity from 1CH~4CH settable.
- > DMX address manually settable.
- > Output dimming curve gamma value from 0.1 ~ 9.9 settable.
- > IP 67.

Model	SR-2112B(WP)	SR-2114B(WP)
Input Voltage	12-48Vdc	12-48Vdc
Output Current	350mA*4CH	700mA*4CH
Output Power	16.8-67.2W	33.6-144.4W
Product Size	180.5x73.6x38mm	180.5x73.6x38mm



4 Channels DMX512 Decoder

- > DMX channel quantity from 1CH~4CH settable.
- > DMX address manually settable.
- > Output dimming curve gamma value from 0.1 ~ 9.9 settable.
- > Din rail installation, screwless

Model	SR-2112DIN	SR-2114DIN
Input Voltage	12-48Vdc	12-48Vdc
Output Current	350mA*4CH	700mA*4CH
Output Power	16.8-67.2W	33.6-67.2W
Product Size	110x53x65mm	110x53x65mm



5 Channels RDM Enabled DMX512 Decoder

- > DMX decoder & Master mode.
- > DMX channel quantity from 1CH~5CH settable.
- > PWM output resolution ratio 8bit , 16bit settable.
- > DMX address manually settable.
- > Output dimming curve gamma value from 0.1 ~ 9.9 settable.
- > With multiple kinds of DMX in/out ports: RJ 45, XLR 3/5 , normal screws.

Model	SR-2108B-M5-5-700mA	SR-2108B-M5-5-1000mA
Input Voltage	12-48Vdc	12-48Vdc
Output Current	700mA*5CH	1000mA*5CH
Output Power	42-168W	60-240W
Product Size	164x73x38mm	164x73x38mm

High Volt LED Strip DMX/RDM Decoder

- > Standard DMX512 compliant control interface
- > RDM function enabled to realize intercommunication between DMX master and decoder
- > With digital display to show data directly, easily to set and show DMX address
- > Output PWM frequency from 500HZ ~ 3K HZ settable
- > Output dimming curve gamma value from 0.1 ~ 9.9 settable



High Volt LED Strip DMX512 RDM Controller

- > Safe and reliable full isolation design
- > DMX channel quantity from 1CH~3CH settable.

Model	SR-2102HT
Input Voltage	100-240Vac
Output Voltage	100-240Vdc
Output Current	1.6A*3CH
Output Power	500-1000W
Product Size	170x59x29mm



High Volt LED Strip DMX512 RDM Controller

- > Safe and reliable full isolation design
- > DMX channel quantity from 1CH~4CH settable.
- > IP68

Model	SR-2108HT(WP)
Input Voltage	100-240Vac
Output Voltage	100-240Vdc
Output Current	1.5A*4CH
Output Power	600-1440W
Product Size	180.5x73.6x38mm

DMX RDM LED Driver(Constant Current)

- > Standard DMX512 compliant control interface
- > With digital display to show data directly, easily to set and show DMX address.
- > RDM function enabled to realize intercommunication between DMX master and decoder
- > Output dimming curve gamma value from 0.1 ~ 9.9 settable



50W CC DMX LED Driver

- > PWM output, 250-1500mA constant current settable
- > Dips to set the operation current
- > High power factor and efficiency

Model	SRP-2108-50CC
Input Voltage	200-240Vac
Output Voltage	8-48Vdc
Output Current	250-1500mA
Output Power	50W max.
Power Factor	>0.9
Efficiency	87%
Product Size	210x50x32mm



50W CCT DMX LED Driver

- > 2 channels PWM output, 250-1500mA constant current settable
- > Dips to set the operation current
- > High power factor and efficiency

Model	SRP-2108-50CCT
Input Voltage	200-240Vac
Output Voltage	8-48Vdc
Output Current	250-1500mA
Output Power	50W max.
Power Factor	>0.9
Efficiency	87%
Product Size	210x50x32mm



55W CC DMX RGB LED Driver

- > PWM output, 350mA constant current
- > High power factor and efficiency

Model	SRP-2108AS-55RGB
Input Voltage	100-277Vac
Output Voltage	53Vdc
Output Current	0.35A*3CH
Output Power	55W max.
Power Factor	>0.95
Efficiency	87%
Product Size	210x50x32mm



75W 4 Channels DMX LED Driver

- > 4 channels constant current output, 300mA-1500mA output current optional
- > Dips to set the operation current
- > High power factor and efficiency

Model	SRP-2108-75CCF
Input Voltage	200-240Vac
Output Voltage	8-43Vdc
Output Current	300-1500mA
Output Power	75W max.
Power Factor	>0.9
Efficiency	87%
Product Size	244x64x32mm

DMX RDM LED Driver(Constant Voltage)

- > Standard DMX512 compliant control interface
- > With digital display to show data directly, easily to set and show DMX address.
- > RDM function enabled to realize intercommunication between DMX master and decoder
- > Output dimming curve gamma value from 0.1 ~ 9.9 settable



75W DMX RDM LED Driver

- > 4 Channels Output . DMX channel quantity from 1CH~4CH settable
- > Output PWM frequency from 500HZ ~ 35K HZ settable.
- > High power factor and efficiency

Model	SRP-2108-24-75CVF
Input Voltage	100-277Vac
Output Voltage	24Vdc
Output Current	3.12A max.
Output Power	75W max.
Power Factor	>0.93
Efficiency	86%
Product Size	244x64x32mm



96W DMX RDM LED Driver

- > 4 Channels Output . DMX channel quantity from 1CH~4CH settable
- > Output PWM frequency from 500HZ ~ 35K HZ settable.
- > High power factor and efficiency

Model	SRP-2108-24-96CVF
Input Voltage	100-277Vac
Output Voltage	24Vdc
Output Current	4A max.
Output Power	96W max.
Power Factor	>0.9
Efficiency	90%
Product Size	244x64x32mm



200W DMX RDM LED Driver

- > 4 Channels Output . DMX channel quantity from 1CH~4CH settable
- > Output PWM frequency from 500HZ ~ 35K HZ settable.
- > High power factor and efficiency

Model	SRPC-2108-24-200CVF
Input Voltage	100-277Vac
Output Voltage	24Vdc
Output Current	Max. 4.1A/CH, total 8.4A
Output Power	200W max.
Power Factor	>0.98
Efficiency	93%
Product Size	330x79x39mm

DMX512 Phase Dimmer

- > Triac dimmable and Mosfet dimmable
- > Forward-phase control dimmer (TRIAC) & Reverse-phase control dimmer both available
- > Supports resistive loads and capacitive loads
- > To dim and switch single color dimmable LED lamps, traditional incandescent and halogen lights
- > Safe and reliable full isolation design



2 Channels AC DMX512 Phase Dimmer

- > Great compatibility with a variety of DMX512 controls
- > Innovative minimum brightness setting function
- > 2 Channels Output . DMX channel quantity from 1CH~2CH settable

Model	SR-2102AC
Input Voltage	100-240Vac
Output Voltage	100-240Vac
Output Current	1.2A*2CH
Output Power	240-576W
Product Size	170x59x29mm



RDM Enabled 4 Channels DMX Phase Dimmer

- > RDM function enabled.
- > Innovative minimum brightness setting function.
- > 4 Channels Output . DMX channel quantity from 1CH~4CH settable.
- > Din rail installation, easy and fast.

Model	SR-2108AC-4CH-DIN
Input Voltage	100-240Vac
Output Voltage	100-240Vac
Output Current	1.8A*4CH
Output Power	800W*1CH, 600W*2CH, 500W*3CH, 400W*4CH
Product Size	145.4x90x66.4mm

DMX512 Relay

- > DMX512 relay, The DMX512 master can only do Switch ON/OFF command to the switch decoder
- > Set DMX address freely
- > DMX address display
- > Input Protocols: DMX512(2008), DMX512-A



DMX512 Switch

- > One channel output. AC input and AC output , only one DMX512 address.

Model	SR-2703B
Input Voltage	100-240Vac
Output Voltage	100-240Vac
Output Current	5A*1CH
Output Power	500W max.
Product Size	170x59x29mm

DMX512 Touch Panel

- > DMX signal output, comply to standard protocol DMX512(2008)
- > User-friendly interface, easy and simple operation.
- > High sensitive & high stable Glass touch panel ,fast & precise control
- > Reliable & stable switch & Dimming control without any flash
- > AC100-240V / DC12-24V version power input



SR-2830BDMX
CCT, 4 zones, 2 scenes



SR-2811DMX
RGBW, 1 zone, 1 scene



SR-2812B-DMX
RGBW, 1 zone, 4 scenes



SR-2812DMX
RGBW, 4 zones, 1 scene



SR-2812NB-DMX
RGBW, 1 zone, 4 scenes



SR-2812N-DMX
RGBW, 4 zones, 1 scene

SR-2812B-DMX+RF
RF+DMX

SR-2812DMX+RF
RF+DMX

RF/Wi-Fi to DMX512 Touch Panel

- > Can match with RF/Wi-Fi remote controller and convert to DMX512 signal
- > User-friendly interface, easy and simple operation.
- > Control up to 8 zones. Can set 8 scenes at each zone.
- > Preset 10 changing modes, with pause function.
- > Synchronization function of pattern changes ensure consistent change forever.
- > Memory function, remember the last last color/scene
- > RJ45 connector & XLR 3pin connectors optional

Model	SR-2816	SR-2816WI
Input Voltage	12Vdc	12Vdc
Output	RF to DMX	WI-FI to DMX
Product Size	165x75x37mm	165x75x37mm



Accessories



DMX512 to 0/1-10V/PWM Dimmer

- > DMX signal converter to 0/1-10V
- > DMX512 signal input, 2 channels 0-10V signal output
- > To dim and switch single color LED lighting
- > Relay output: max. 5Amps

Model	SR-2102(0-10V/PWM)
Input Voltage	100-240Vac
Input Current	60mA
Output	2x(0-5V), 2x(0-10V), 2x(0-15V)
Product Size	170x59x29mm



SPI LED Controller

- > SPI signal output for control of RGB/RGBW pixel lights
- > DMX512 controllable and RF/WiFi remote controllable
- > Capable of addressing up to 3333 RGB pixels at the same time
- > Addressing up to 170 RGB pixels or 128 RGBW pixels individually
- > The built-in, backlit OLED panel allows for easy configuration of most settings
- > Supports 44 types of driving IC
- > Support max. 9999 output channels configurable
- > 35 built-in sequencing, chasing, changing and static colors under RF mode

Model	SR-SPI-OLED	SR-SPI-OLED-WIFI	SR-SPI-OLED-WIFI-TY
Input Voltage	12-24Vdc/5Vdc	12-24Vdc/5Vdc	12-24Vdc/5Vdc
Input Current	0.2A	0.2A	0.2A
Output	SPI	SPI	SPI
Product Size	170x53.4x28mm	170x53.4x28mm	170x53.4x28mm
	RF+DMX512	RF/Wi-Fi+DMX512	TUYA Wi-Fi, Supports UCS2904BH driving IC

Art-Net™ to SPI Converter

- > Art-Net™ to SPI converter, supports the latest Art-Net™ 4 protocol.
- > 2 Ethernet ports with Ethernet switch function, 4 RJ45 SPI ports, it takes up to 4 Art-Net™ universes.
- > With 3.5" LCD screen and a touch control pen for easy & simple configuration.
- > Recorder function allows the device to record programs such as color sequences and save them into SD card.
- > 4 universes record simultaneously, high speed recording with 40FPS frame rate.
- > PlayBack function allows the device to play the recorded programs under standalone mode.
- > TaskManage function allows the device to create up to 10 scheduled tasks to play the recorded programs.
- > TaskManage function works under standalone mode with no Art-Net™ supported PC software required.
- > One ArtNet supported PC software is enough for multiple projects which will save much costs.
- > The PC software can be just used for Recorder function, all projects can run programs under standalone mode.
- > Provides a reliable, highly customizable network infrastructure for complex control systems
- > Compatible with popular Art-Net™ supported software including Madrix, Sunlite, Luminair, DMX workshop, etc.



Model	SR-2100ArtNet-SPI
Output Signal	SPI
Ethernet Protocols	Art-Net™, sACN
Input Voltage	12-24Vdc
Power Consumption	<4W/0.17A
Connectivity	SPI:4xRJ45, Network:2xRJ45
Product Size	148.5*100*25.5mm

Art-Net™ DMX Bidirectional Converter

- > Art-Net™ DMX bidirectional converter, supports the latest Art-Net™ 4 protocol.
- > 2 Ethernet ports with Ethernet switch function, 4 RJ45 DMX ports, it takes up to 4 Art-Net™ universes.
- > With 3.5" LCD screen and a touch control pen for easy & simple configuration.
- > Recorder function allows the device to record programs such as color sequences and save them into SD card.
- > 4 universes record simultaneously, high speed recording with 40FPS frame rate.
- > PlayBack function allows the device to play the recorded programs under standalone mode.
- > TaskManage function allows the device to create up to 10 scheduled tasks to play the recorded programs.
- > TaskManage function works under standalone mode with no Art-Net™ supported PC software required.
- > One ArtNet supported PC software is enough for multiple projects which will save much costs.
- > The PC software can be just used for Recorder function, all projects can run programs under standalone mode.
- > Provides a reliable, highly customizable network infrastructure for complex control systems
- > Compatible with popular Art-Net™ supported software including Madrix, Sunlite, Luminair, DMX workshop, etc.



Model	SR-2100ArtNet-DMX
DMX Protocols	DMX512, DMX512-A
Ethernet Protocols	Art-Net™, sACN
Input Voltage	12-24Vdc
Power Consumption	<4W/0.17A
Connectivity	DMX:4xRJ45, Network:2xRJ45
Product Size	148.5*100*25.5mm

DMX512 Master Controller

RDM Tester

- > Portable and powerful RDM tester
- > Simple and easy to use interface
- > Max. 512 DMX channels output, RJ45 port for DMX signal transmission
- > Suitable for large project testing, no complicated DMX master controller required
- > Supports RDM standard protocol, RDM user customized PID testing
- > Supports manual DMX output & DMX signal view
- > Built-in 2000mAh rechargeable lithium battery
- > Supports firmware updating through USB port



Product Code	100601870001(Equipped with 3PIN adapter) 100601840001(Equipped with 5PIN adapter)
Model	SR-2100RDM-Tester
Input Voltage	5Vdc
Input Current	500mA
Output	DMX512 signal
Product Size	130x70x25mm

RF to DMX512 Master Controller

- > Receives RF signal, compatible with RF remote controller: RF+DMX512 function
- > Can set max. 8 different zones
- > Standard DMX512 compliant control interface



Model	SR-2817DMX
Input Voltage	100-240Vac
Output	RF to DMX512
Product Size	178x57x21mm

Wi-Fi+RF to DMX512 Master Controller

- > Receives WiFi / RF signal, compatible with WiFi / RF remote controller: RF/WiFi+DMX512 function
- > Can set max. 8 different zones
- > Standard DMX512 compliant control interface
- > Can be control through EasyLighting APP



Model	SR-2817WI
Input Voltage	100-240Vac
Output	Wi-Fi+RF to DMX512
Product Size	178x57x21mm



DMX Master Touch Panel

- > The DMX512 control panel is a master controller designed to control the DMX decoders
- > Control 512 DMX channels
- > Enables to configure max. 16 groups or zones with max. 8 scenes, 24 time schedules and 8 cycle schedules to each group
- > Supports 5 different types of DMX load: Dim, CCT, RGB, RGBW, RGB+CCT

Model	SR-2847
Input Voltage	100-240Vac
Output	DMX512
Product Size	86x86x41mm



Wi-Fi to DMX512 Master Controller

- > Receives Wi-Fi signal, compatible with EasyLighting APP
- > Can set max. 8 different zones
- > Standard DMX512 compliant control interface

Model	SR-2818WIN-D
Input Voltage	12Vdc
Output	RF+DMX512
Product Size	110x85x24.2mm



RF to DMX512 Master Controller

Model	SR-2817DMX(WP)
Input Voltage	100-240Vac
Output	RF to DMX512
Product Size	180.5x73.6x38mm



Wi-Fi+RF to DMX512 Master Controller

- > Receives WiFi / RF signal, compatible with WiFi / RF remote controller: RF/WiFi+DMX512 function
- > Can set max. 8 different zones
- > Standard DMX512 compliant control interface
- > Can be control through EasyLighting APP
- > IP67

Model	SR-2817WI(WP)
Input Voltage	100-240Vac
Output	Wi-Fi+RF to DMX512
Product Size	180.5x73.6x38mm

Signal Repeater

- > Work with DMX decoder to expand DMX signal based on the actual lighting projects.
- > Extend both cable distance (up to 300m) and the number of devices
- > Signal input and output are isolated by optocoupler
- > Up to 32 devices can be connected in a daisy-chain, with a terminator on the last device



RDM Enabled DMX512 Signal Repeater

- > 1 channel signal input, 1 channel signal output
- > Built-in DMX terminators (can be set by DIP switches) attached on two DMX IN/OUT ports to stop data reflections for more reliable and stable data transmission.

Model	SR-2100AMP-RDM
Input Voltage	12-24Vdc
Input Current	50mA @ 12V, 30mA @ 24V
Output	DMX512 RDM
Product Size	145x46.5x16mm



DMX512 Signal Repeater

- > 1 channel signal input, 1 channel signal output
- > RJ45 terminal, easy to be connected

Model	SR-2100AMP-RJ45
Input Voltage	12-24Vdc
Input Current	Max 90mA @ 12V, 50mA @ 24V
Output	DMX512
Product Size	170x53.4x28mm



RDM Enabled DMX512 Signal Repeater

- > 1 channel signal input, 1 channel signal output
- > IP67

Model	SR-2100AMP-RDM(WP)
Input Voltage	12-24Vdc
Input Current	50mA @ 12V, 30mA @ 24V
Output	DMX512 RDM
Product Size	180.5x73.6x38mm



RDM Enabled DMX512 Signal Repeater

- > 1 channel signal input, 1 channel signal output
- > Various types of DMX signal connection port: 3/5-Pin XLR connector, RJ45 port
- > With plug-in type power input terminal, easy wiring

Model	SR-2100AMP-RDM-RJ45-3	SR-2100AMP-RDM-RJ45-5
Input Voltage	12-24Vdc	12-24Vdc
Input Current	Max 300mA	Max 300mA
Output	DMX512 RDM	DMX512 RDM
Product Size	164x60x36.6mm	164x60x36.6mm



8 Channels RDM Enabled DMX512 Signal Repeater

- > 8-Way isolated DMX splitter
- > Plug and play, 3/5-Pin XLR male DMX input, eight XLR female DMX outputs
- > Each output provides LED data indicators, providing full confirmation of proper operation

Model	SR-2100AMP-RDM-8CH-3	SR-2100AMP-RDM-8CH-5
Input Voltage	12-24Vdc	12-24Vdc
Input Current	Max 300mA	Max 300mA
Output	DMX512 RDM	DMX512 RDM
Product Size	199.4x116x44mm	199.4x116x44mm



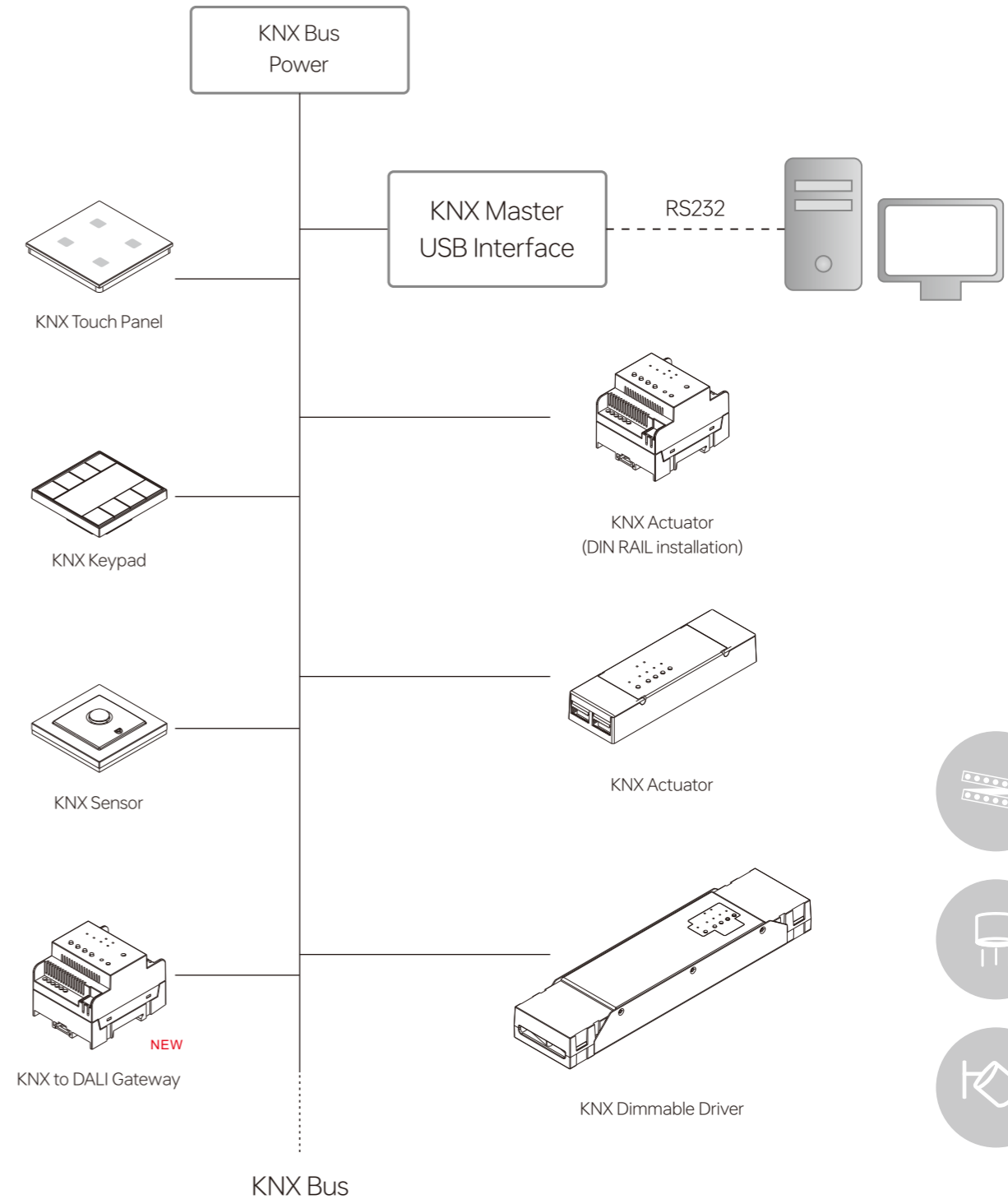
8 Channels RDM Enabled DMX512 Signal Repeater

- > DMX/RDM compatible, RDM function can be enabled or disabled by dial switch
- > Plug and play, RJ45 port DMX input, eight RJ45 port DMX outputs
- > Each output provides LED data indicators, providing full confirmation of proper operation

Model	SR-2100AMP-8CH-RJ45
Input Voltage	12-24Vdc
Input Current	Max 300mA
Output	DMX512 RDM
Product Size	199.4x116x44mm

KNX

KNX Control System

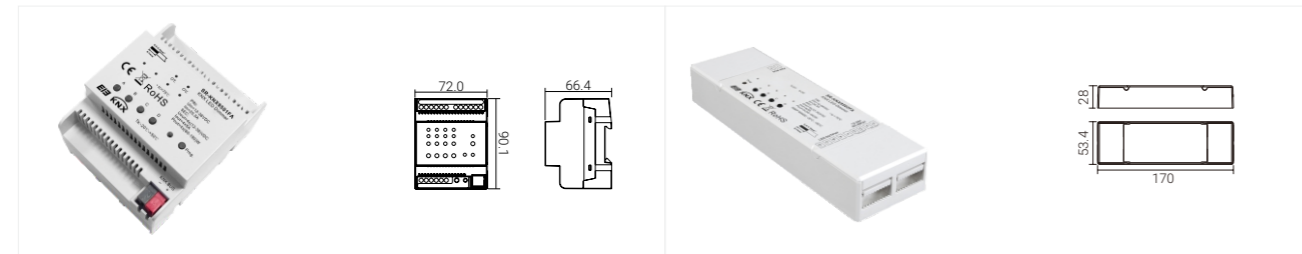


KNX



KNX Actuator

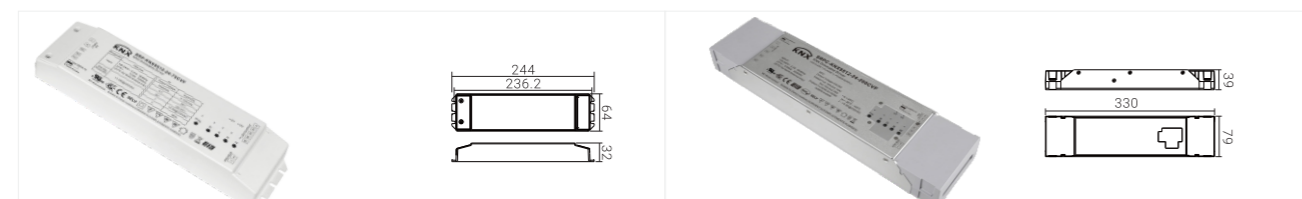
- > DC-DC , 4 channels output
- > Switch/relative dimming via manual buttons
- > Preset value and modify preset value functions
- > Up to 64 scenes
- > Bus recovery (or reset) function
- > Status report, error report
- > EN 50090 & EN 13321-1



Model	SR-KNX9501FA	SR-KNX9511FA	Model	SR-KNX9502FA	SR-KNX9512A
Input Voltage	12-36Vdc	12-36Vdc	Input Voltage	12-36Vdc	12-36Vdc
Output Current	5A*4CH	5A*4CH	Output Current	5A*4CH	5A*4CH
Output Power	240-720W	240-720W	Output Power	240-720W	240-720W
Feature	DIN RAIL installation, DIM	DIN RAIL installation, RGBW	Feature	Flip type, DIM	Flip type, RGBW

Dimmable Driver(Constant Voltage)

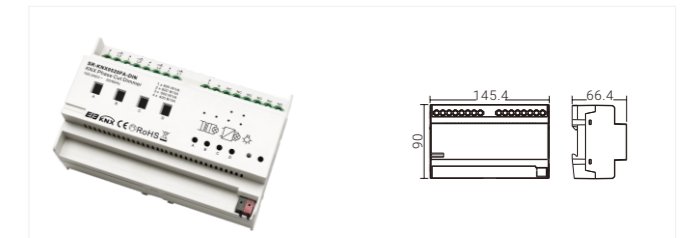
- > Built-in KNX interface, KNX/EIB Bus Connection Terminal
- > Support Physical Address and Group Address
- > Relative Dimming Control, Absolute Dimming Control, Scene Control, On/Off Switching
- > Commission and Project Design with ETS5
- > High power factor and efficiency
- > Smooth and deep dimming to 0.1%
- > Built-in active PFC function
- > SELV compliant



Model	SRP-KNX9512-24-100CVF	Model	SRPC-KNX9512-24-200CVF
Dimming interface	KNX	Dimming interface	KNX
Output Channel	4CH	Output Channel	4CH
Input Voltage	100-240Vac	Input Voltage	100-277Vac
Output Voltage	24Vdc	Output Voltage	24Vdc
Output Current	4.1A/CH, total 4.1A	Output Current	Max. 4.1A/CH, total 8.4A
Output Power	100W	Output Power	200W
Power Factor	>0.9	Power Factor	>0.98
Efficiency	90%	Efficiency	93%

KNX for 0/1-10V LED Dimmer

- > 0/1-10V control function
- > Switching the light
- > Relative dimming
- > Absolute dimming
- > Status report
- > Setting 15 scenes
- > Staircase lighting function
- > Preset value and modify preset value functions
- > Manual operation available

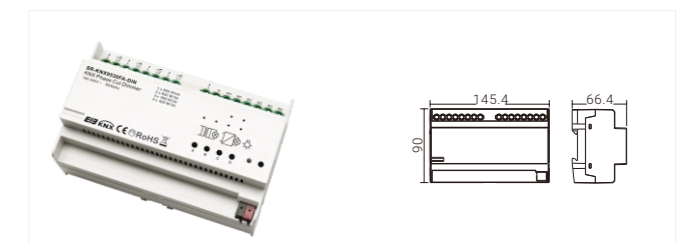


Model	SR-KNX9520FA-DIN
Input Voltage	21-30V DC, via the EIB bus
Current Consumption	<12mA
Output Voltage	1-10V (passive), max.100mA per control output
Switch Current	16A/250Vac



KNX Universal-Dimmer

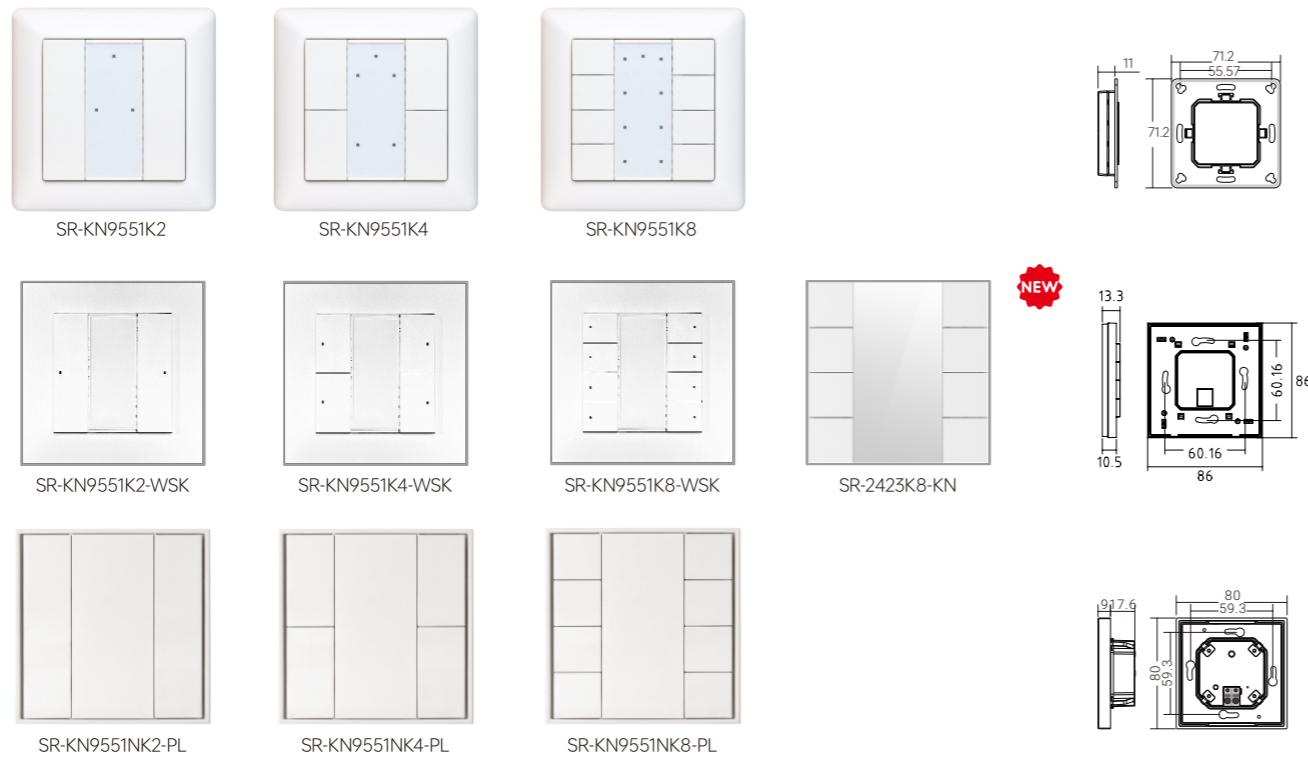
- > Switching the light
- > Relative dimming
- > Absolute dimming
- > Status report
- > Setting 15 scenes
- > Staircase lighting function
- > Preset value and modify preset value functions
- > Manual operation available



Model	SR-KNX9530FA-DIN
Input Voltage	200-230Vac
Switch Voltage	200-230Vac
Switch Capacity	6197/12-101-500=4x10-210W / VA, 6197/13-101-500=4x10-315W / VA, 6197/14-101-500=6x40-315W / VA, 6197/15-101-500=4x40-600W / VA

KNX Push Button

- > Commission and Project Design with ETS5
- > Configurable Bicolored LED Indicator for Each Button
- > Extensive Operating Functions
- > Switching and Dimming Function
- > Scene Recall and Storage Function
- > Roller Blinds and Shutter Function
- > Push Buttons can be adjusted for 1 or 2 button operation
- > Powered by KNX Bus Power Supply



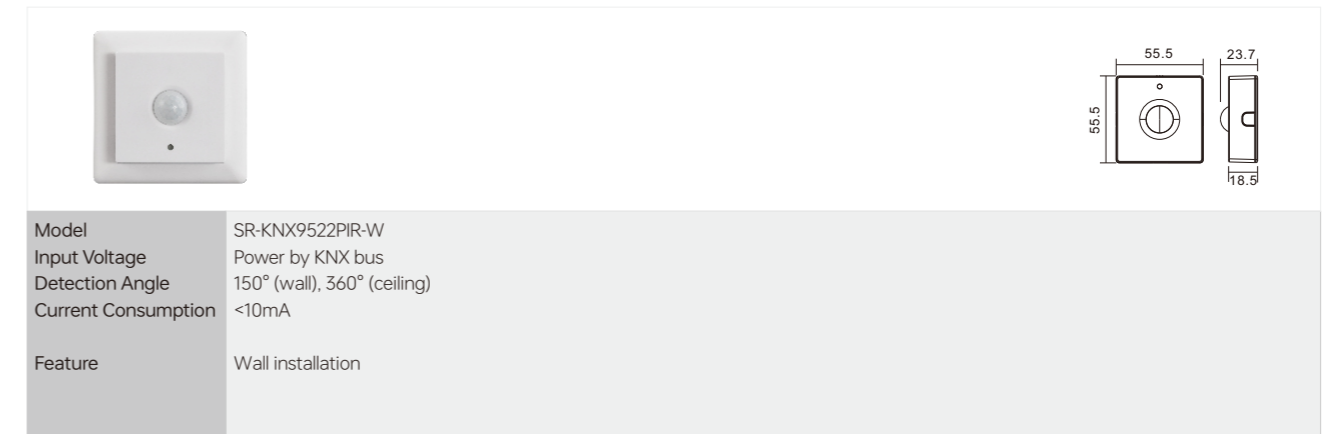
KNX Touch Panel

- > Label can be printed and customized with the attached PVC paper
- > Configurable bicolored LED indicator for each button
- > Commission and project design with ETS5
- > Switching and dimming, Scene recall and storage, Roller blinds and shutter function
- > Touch keys can be adjusted for 1 or 2 button operation
- > Easy installation with a mounting bracket
- > Powered by KNX Bus Power Supply



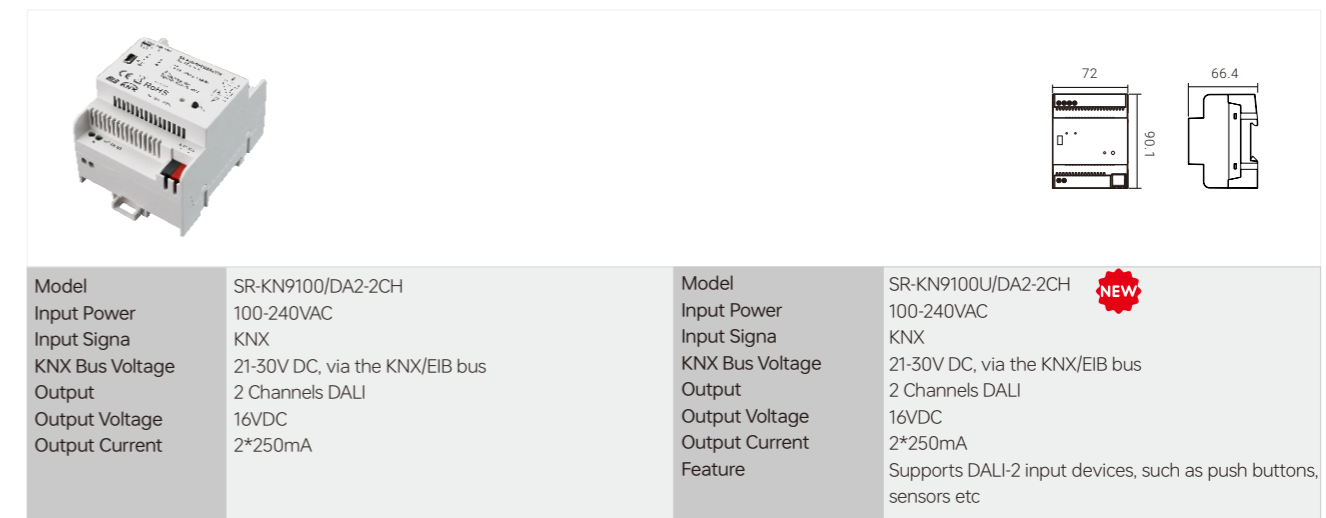
KNX Sensor

- > Comply to KNX standard protocol EN 50090 & EN 13321-1 and in compliance with KNX products from other international incorporation.
- > Can set the delay time
- > Can set the brightness value
- > Detection range:5m-7m
- > Detection horizontal angle:>120°
- > With free stickers on the back easy to be installed and uninstalled
- > Can prevent the pets interference



KNX to 2 Channel DALI Gateway

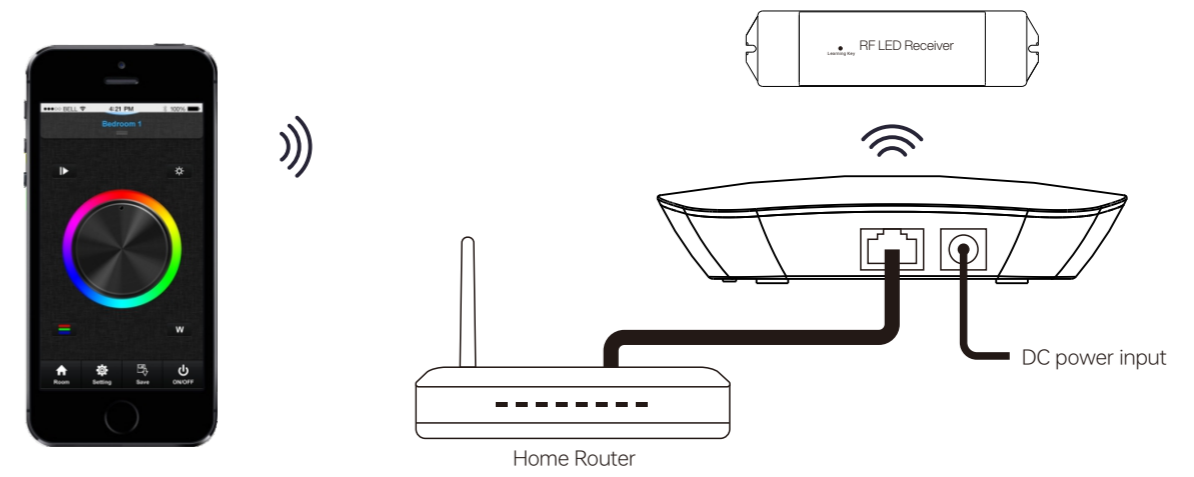
- > KNX to DALI gateway
- > Integrates DALI into KNX system
- > 2 channels DALI output
- > Each DALI channel with 250mA DALI PS output
- > No extra DALI PS required, simple wiring
- > Supports all DALI DT6 & DT8 device types
- > Mini USB port to connect to DALI PC software
- > Programmable through ETS software
- > DALI bus state monitor indicator



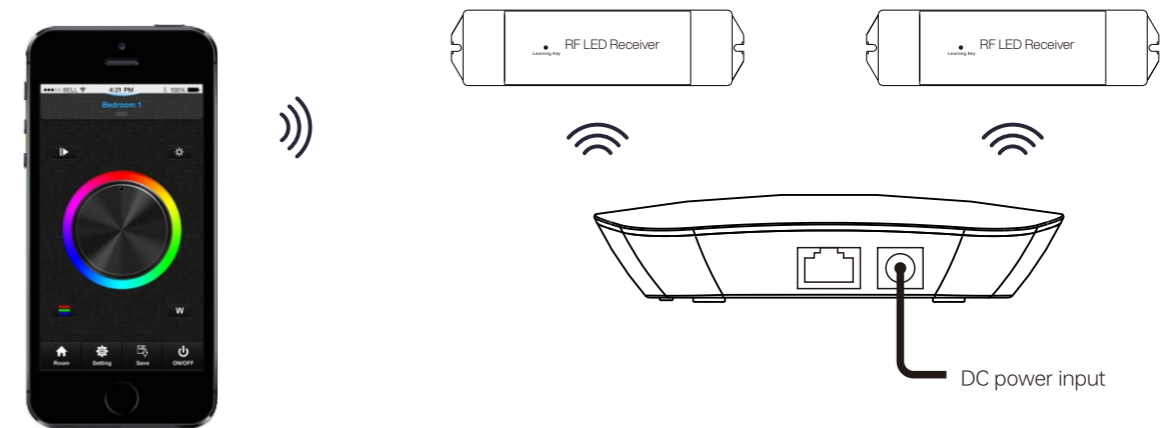
RF/Wi-Fi

Wi-Fi Control System

Method 1: Connect your cell phone with your home net router(Wi-Fi to RF)


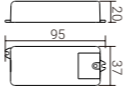


Method 2: Connect your cell phone with the converter(Wi-Fi to RF)


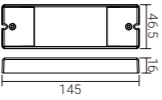


RF/Wi-Fi Receiver


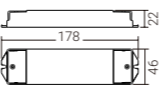
- > DC-DC RF/Wi-Fi Receiver
- > Radio Frequency 869.5MHz/433MHz/916.5MHz
- > To work with power repeater to expand output unlimitedly
- > Compatible with a variety of RF remotes or Wi-Fi to RF hub


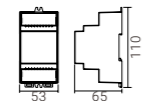
Model	SR-1009CS	SR-1009CS3	SR-1009CS7
Input Voltage	12-48Vdc	12-48Vdc	12-48Vdc
Output Current	8A*1CH	350mA*1CH	700mA*1CH
Output Power	96-288W	4.2-16.8W	8.4-33.6W
Feature	Mini size, CV	Mini size, CC	Mini size, CC


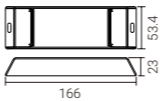
Model	SR-1009CCT-2PIN
Input Voltage	12-24Vdc
Output Current	5A*1CH
Output Power	60-120W
Feature	For 2-PIN CCT LED lights


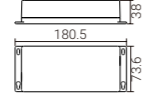
Model	SR-1009FA	SR-1009FA3	SR-1009FA7
Input Voltage	12-36Vdc	12-48Vdc	12-48Vdc
Output Current	5A*4CH	350mA*4CH	700mA*4CH
Output Power	240-720W	16.8-67.2W	33.6-134.4W
Feature	CV	CC	CC


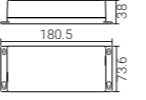
Model	SR-1009DIN
Input Voltage	12-36Vdc
Output Current	5A*4CH
Output Power	240-720W
Feature	DIN RAIL installation, CV

Model	SR-1009P	SR-1009PD-PUSH
Input Voltage	12-36Vdc	12-48Vdc
Output Current	5A*4CH	5A*4CH
Output Power	240-720W	240-720W
Feature	Flip type, crimping terminal, CV	Push dim, No Volt. drop, CV

Model	SR-1009FA(WP)	SR-1009FAWi(WP)
Input Voltage	12-36Vdc	12-36Vdc
Output Current	5A*4CH	5A*4CH
Output Power	240-720W	240-720W
Feature	IP67, CV	RF+Wi-Fi, IP67, CV

Model	SR-1009FAWi	SR-1009FA3Wi	SR-1009FA7Wi
Input Voltage	12-36Vdc	12-48Vdc	12-48Vdc
Output Current	5A*4CH	350mA*4CH	700mA*4CH
Output Power	240-720W	16.8-67.2W	33.6-134.4W
Feature	RF+Wi-Fi, CV	RF+Wi-Fi, CC	RF+Wi-Fi, CC




Model	SR-1009EA	SR-1009EAWi	SR-1009EAPD-5C	SR-1009EAPDWi-5C
Input Voltage	12-36Vdc	12-36Vdc	12-48Vdc	12-48Vdc
Output Current	8A*4CH	8A*4CH	4A*5CH	4A*5CH
Output Power	384-1152W	384-1152W	300-900W	300-900W
Feature	8A/CH, CV	RF+Wi-Fi, 8A/CH, CV	No Volt. drop, 5 channels, CV	RF+Wi-Fi, No Volt. drop, 5 channels, CV



SR-1009HT(WP) IP67 AC RF Controller

DMX OUTPUT: White : D, Green : D, Black : S/D

AC 100-240V LED OUTPUT: Black : V+, Red : red light, Green : green light, Blue : blue light

CE RoHS


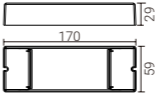

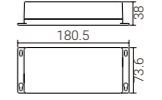
Learning Key

PRI: Uin=100-240VAC, Iin=5A Max

SEC: Uout=3x(100-240)V, Iout=3x1.66A, Pout=3x(167-333)W, TEMP RANGE:-20°C

High Volt. LED Strip Controller

- > High Volt LED Strip RF Receiver, AC-DC, 3 channels output
- > Output for high voltage DC100~240V LED Strip
- > Radio Frequency : 869.5/916.5/434mhz
- > With additional standard DMX512 signal output, can be used as DMX master.
- > Safe and reliable full isolation design

Model	SR-1009HT	SR-1009HT-PD NEW	Model	SR-1009HT(WP)
Input Voltage	100-240Vac	100-240Vac	Input Voltage	100-240Vac
Output Voltage	100-240Vdc	100-240Vdc	Output Voltage	100-240Vdc
Output Current	1.6A*3CH	1.6A*3CH	Output Current	1.6A*3CH
Output Power	500-1000W	500-1000W	Output Power	500-1000W
Feature	Screw terminals	Push dim, receiver & repeater setting	Feature	IP68

NFC Constant Current Single Color Dimmable Driver

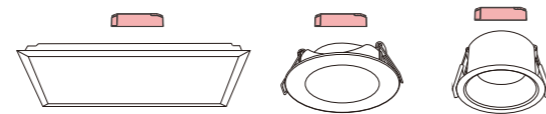


Product Features

- > RF LED dimmable driver
- > Only for excellent products: high PF, high efficiency, low THD
- > Minimum current can be set to 0.1mA(step accuracy)
- > CLO(constant lumen output)
- > EL(emergency mode)
- > ±1% current accuracy, world-leading
- > Flicker free, no fear of any camera shooting/recording
- > Global high-end certifications(CCC/TUV ENEC/RCM/CE...)
- > Ultra-full NFC settings, flexible and free
- > Freely set light-on/light-off fade time

Standalone Application

Suitable for spotlights, downlights, panel lights, and other lights using external drivers.



Product Model	Product Picture	Input Voltage VAC/VDC	Output Voltage VDC	Output Current mA	Channel CH	Output Power W	Power Factor	Efficiency	Dimension mm
SRP-1009N-10CC100-500	1	220-240	3-42	100-500	1	10	>0.94	80%	101*36*25
SRP-1009N-12CC100-700	2	220-240	6-42	100-700	1	12	>0.97	80%	135*35*20
SRP-1009N-15CC100-700	2	220-240	6-42	100-700	1	15	>0.97	82%	135*35*20
SRP-1009N-25CC250-700	3	220-240	6-54	250-700	1	25	>0.97	85%	120*41*28
SRP-1009N-36CC350-1050	4	220-240	6-54	350-1050	1	36	>0.95	86%	145*45*30
SRP-1009N-45CC500-1400	4	220-240	6-54	500-1400	1	45	>0.98	89%	145*45*30
SRP-1009N-65CC500-1500	5	220-240	6-54	500-1500	1	65	>0.98	90%	124*78.8*30

NFC Constant Current Tunable White Dimmable Driver

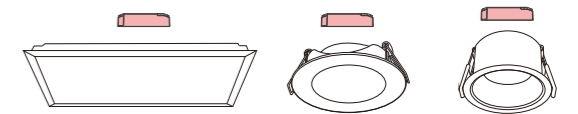


Product Features

- > RF LED dimmable driver
- > Only for excellent products: high PF, high efficiency, low THD
- > Minimum current can be set to 0.1mA(step accuracy)
- > CLO(constant lumen output)
- > EL(emergency mode)
- > ±1% current accuracy, world-leading
- > Flicker free, no fear of any camera shooting/recording
- > Global high-end certifications(CCC/TUV ENEC/RCM/CE...)
- > Ultra-full NFC settings, flexible and free
- > Freely set light-on/light-off fade time

Standalone Application

Suitable for spotlights, downlights, panel lights, and other lights using external drivers.



Product Model	Product Picture	Input Voltage VAC/VDC	Output Voltage VDC	Output Current mA	Channel CH	Output Power W	Power Factor	Efficiency	Dimension mm
SRP-1009N-10CCT100-500	1	220-240	3-42	100-500	2	10	>0.94	80%	101*36*25
SRP-1009N-12CCT100-700	2	220-240	6-42	100-700	2	12	>0.97	80%	135*35*20
SRP-1009N-15CCT100-700	2	220-240	6-42	100-700	2	15	>0.97	82%	135*35*20
SRP-1009N-25CCT250-700	3	220-240	6-54	250-700	2	25	>0.97	85%	120*41*28
SRP-1009N-36CCT350-1050	4	220-240	6-54	350-1050	2	36	>0.95	86%	145*45*30
SRP-1009N-45CCT500-1400	4	220-240	6-54	500-1400	2	45	>0.98	89%	145*45*30
SRP-1009N-65CCT500-1500	5	220-240	6-54	500-1500	2	65	>0.98	90%	124*78.8*30

Dimmable Driver(Constant Voltage)

Product Features

- > Dimmable LED driver with RF control, dimming range 0.1%-100%
- > Compatible with a variety of single color RF remotes
- > High power factor and efficiency
- > PWM dimming, smooth and deep dimming



Product Model	Product Picture	Input Voltage VAC	Output Voltage VDC	Output Current A	Channel CH	Output Power W	Power Factor	Efficiency	Dimension mm
SRP-1009-24-50CV	1	200-240	24	4.16	1	50	>0.9	85%	210*50*32
SRP-1009-24-50CVT	2	200-240	24	2.08	2	50	>0.9	88%	210*50*32
SRP-1009-24-75CVF	3	100-277	24	3.12	4	75	>0.99	86%	244*64*32
SRP-1009-24-100CVF	4	100-240	24	4.16	4	100	>0.9	90%	244*64*32
SRP-1009-24-200CVF	5	100-277	24	Max. 4.1A/CH total 8.4A	4	200	>0.98	93%	330*79*39

Remote

Magic Cube Remote Series



> Battery: AAx2, Color: Black/White, Size: 166x43x15mm



DIM
SR-RF2856-DIM
4 Groups, 3 Scenes

CCT
SR-RF2856-CCT
3 Groups, 2 Scenes

RGB
SR-RF2856-RGB
1 Group, 4 Scenes

Remotes

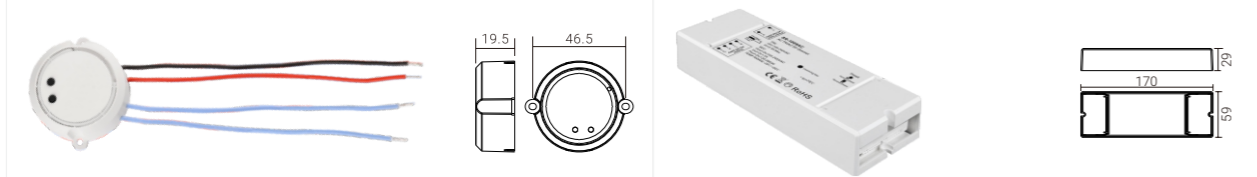
- > Control multiple zones of RF receiver separately.
- > Operation frequency: 434MHz/869.5MHz/916.5MHz
- > High sensitive & high stable, fast & precise color control.
- > Compatible with all universal series RF receivers
- > 1 receiver can be paired by max 8 different remote controls.




In Wall RF AC Phase Dimmer

- > AC-AC RF Phase Dimmer
- > Leading edge/trailing edge dimming
- > Supports resistive loads and capacitive loads

- > Minimum brightness setting
- > 100-240VAC Wide Input and Output Voltage
- > Safe and reliable full isolation design



Model	SR-1009SAC	SR-1009SAC-Switch	Model	SR-1009AC	SR-1009AC-Switch
Input Voltage	100-240Vac	100-240Vac	Input Voltage	100-240Vac	100-240Vac
Output Current	450mA max.	450mA max.	Output Current	1.2A*2CH	1.2A max.
Output Power	100W max.	100W max.	Output Power	240-576W	120-288W
Feature	Triac and Mosfet dimmable, Mini size	Only switch on/off, Mini size	Feature	2 channels, Leading edge/trailing edge both available	Only switch on/off




Model	SR-1009SAC-HP	Model	SR-1009SAC-HP-PD
Input Voltage	100-240Vac	Input Voltage	100-240Vac
Output Current	1.8A max.	Output Current	1.8A max.
Output Power	400W max.	Output Power	400W max.
Feature	Trailing edge dimmer, AC push dim	Feature	No RF function, push dim, Trailing edge dimmer

In Wall RF AC Phase Cut Dimmer

- > RF AC phase cut dimmer
- > Max. 400W incandescent load, 200W LED load
- > 434MHz/869.5MHz/916.5MHz radio frequency
- > Can be controlled by RF remotes

- > Easy pairing to RF remotes
- > Each dimmer can be paired to max. 8 remote controls
- > With wires output, easy connection with wiring nipples
- > Mini size, 45.5*45*20.3mm, wall box installation

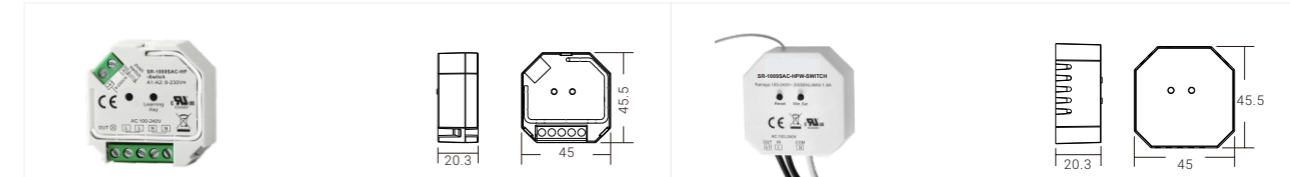


Model	SR-1009SAC-HPW
Input Voltage	100-240Vac
Output Current	1.8A max

In Wall RF AC Switch

- > RF AC switch
- > Max. 400W incandescent load, 200W LED load
- > 434MHz/869.5MHz/916.5MHz radio frequency
- > Can be controlled by RF remotes

- > Easy pairing to RF remotes
- > Each switch can be paired to max. 8 remote controls
- > With wires output, easy connection with wiring nipples
- > Mini size, 45.5*45*20.3mm, wall box installation



Model	SR-1009SAC-HP-Switch	Model	SR-1009SAC-HPW-SWITCH
Input Voltage	100-240Vac	Input Voltage	100-240Vac
Output Current	1.8A max.	Output Current	1.8A max.
Output Power	400W max.	Output Power	400W max.
Feature	Only switch on/off	Feature	Only switch on/off

Smart Desk/Wall Dimmer (Push+Rotary Knob) NEW

This is an incredibly straightforward and convenient remote control. It's equipped with a combination of five physical buttons and a rotary knob. Available in three versions - single color, CCT and RGB - this remote control is designed for direct handheld use. Additionally, it offers two mounting options: tabletop or wall installation. Whether held in your hand, placed on a tabletop, or affixed to a wall, this remote control exudes elegance and is remarkably user-friendly requiring no complex installation, making it quick and easy to use.



Rotary Dimmer Panel

- > Rotation sensitive
- > Glass interface(white & black)
- > Compatible with all universal series RF receivers
- > 1 receiver can be paired by max 8 different remote controls
- > Operation voltage: 3Vdc(CR2032)/100-240Vac



SR-2836R



SR-2836RCCT



SR-2836RGB



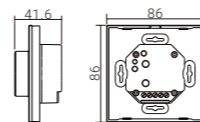
SR-2836N



SR-2836N-CCT



SR-2836N-RGB

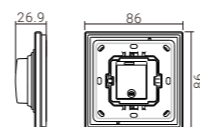


Rotary Dimmer Panel

- > Control 1 zone
- > Monochrome, dual color, RGB color versions
- > Compatible with all universal series RF receivers
- > 1 receiver can be paired by max 8 different remote controls
- > Easy installation
- > Operation voltage: 3Vdc(CR2450)



SR-2835DIM/SR-2835CCT/
SR-2835RGB



Rotary Dimmer Panel

- > Rotation sensitive
- > Use on desk
- > Compatible with all universal series RF receivers
- > 1 receiver can be paired by max 8 different remote controls
- > Operation voltage: 3Vdc(CR2025)



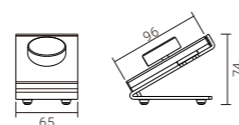
SR-2836D



SR-2836DCCT



SR-2836DRGB



Magic Cubes Series NEW


The Magic Cube Series is the result of a collaboration with a Belgian design team. Its design is characterized by a sleek, modern aesthetic, featuring clean lines and a minimalist look. The series offers two structural options: one powered by batteries for flexible placement and another designed for standard 86-box installation with AC power supply. With its understated color schemes and a wide range of functional choices, it's a product that effortlessly blends intelligence with aesthetics.

The battery version

The battery version requires no wiring and can be easily attached to the wall. Installation and usage are straight forward, with low power consumption and a long battery life. Battery: Cr2032x2; Color: Black/white; Size:86x86x10.5mm



SR-RF9002K16-G4
Single color
4 Groups, 8 Scenes



SR-RF9002KR12-G4
Support single color, CCT, RGB
4 Groups, 7 Scenes



SR-RF9002KS12-G4
Support single color, CCT, RGB
4 Groups, 7 Scenes

Touch Panel


- > Touch sensitive
- > User-friendly interface, easy and simple operation.
- > Glass interface(white & black)
- > Operation voltage: 12-24Vdc/100-240Vac two versions



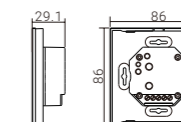
SR-2830A
DIM, 4 zones, 3 scenes



SR-2830B
CCT, 4 zones, 2 scenes



SR-2830RGB
RGB, 4 zones, 1 scenes



SR-2820
RGBW, 4 zones



SR-2820B
RGBW, 4 scenes



SR-2820NB
RGBW, 4 scenes

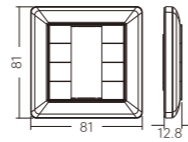


SR-2820N
RGBW, 4 zones

Push Button

EU Size Keypad

- > 2-8 keys RF keypad
- > Reliable stable switch and dimming control function, control range max 20m.
- > Low power consumption
- > 1 receiver can be paired by max 8 different remote controls.
- > Standard switch element that can match with different frames
- > Operation voltage: 3Vdc



SR-2853K2
DIM



SR-2853K4
DIM, 2 zones



SR-2853K4-CCT
CCT



SR-2853K8
DIM, 4 zones



SR-2853K8-RGBW
RGBW



SR-2833K1
DIM




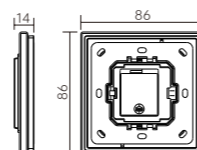
SR-2833K2
DIM, 2 zones



SR-2833K-CCT
CCT




SR-2833RGB
RGBW




SR-2853K2-WSK



SR-2853K4-WSK

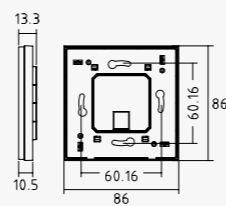


SR-2853K6-WSK



SR-2853K8-WSK

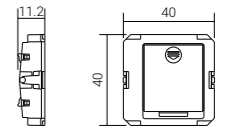
NEW



Push Button Coupler Module

RF Converter Module

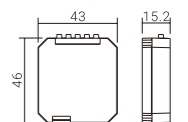
- > Convert the push switch to be a RF remote dimmer switch
- > Single color controller



Model	SR-2833P	SR-2833P-Z2
Input Voltage	3Vdc(CR2430)	3Vdc(CR2430)
Feature	DIM	DIM, 2 zones

RF Push-button Coupler

- > Convert the push switch to be a RF remote dimmer switch
- > Control 2 zones
- > Single color controller



Model	SR-2833PAC
Input Voltage	100-240Vac
Feature	DIM




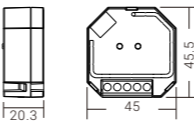
- Easy to pair to the RF receivers by simply pushing the connected push switch
- Simple installation using existing structural features

RF/Wi-Fi

Converter Gateway

RF to DALI Controller


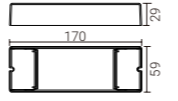
- > RF to DALI DT6 Group & Scene Controller
- > Can be set to any zone/group/scene by rotary switch
- > Enable to control all devices on DALI line via broadcast
- > Can be controlled by universal 8V-230V input single wire PUSH switch

Model	SR-2411-RF-DIM	SR-2411-RF-CCT	SR-2411-RF-RGBW
Input Voltage	Power by DALI bus	Power by DALI bus	Power by DALI bus
Current Consumption	<2mA	<2mA	<2mA
Output	DALI Signal	DALI Signal	DALI Signal
Feature	DIM	CCT	RGBW

RF to 0-10V/PWM Controller


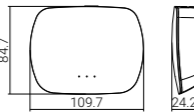

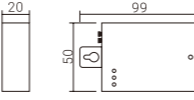
- > RF to 0-10V/PWM dimmer

Model	SR-1009(0-10V/PWM)
Input Voltage	100-240Vac
Input Current	60mA
Output	2x(0-5V), 2x(0-10V), 2x(0-15V)

Wi-Fi Gateway

- > Free APP "Easylighting" or "Easyhome" is available for IOS or Android smart phones or tablets.
- > Can be controlled by smart phones
- > The convertor works with RF receiver series to be controlled by IOS or Android system via Wi-Fi.

Model	SR-2818WIN	Model	SR-2818WITR
Input Voltage	12Vdc	Input Voltage	12-24Vdc
Frequency	2.4GHz	Frequency	2.4GHz
Output	RF Signal	Output	RF Signal

RF+Manual LED Controller

RF+Manual Controller

RF+Manual Controller

- > Reliable & stable switch & Dimming control without any flash
- > Memory function, remember the last scene
- > Control 1 zone, 2 scenes



Model: SR-1009MS-MONO Kit
Feature: DIM

Receiver
Model: SR-1009MS-MONO
Input Voltage: 12-36Vdc,
Output Current: 5A*4CH,
Output Power: 240-720W




Model: SR-1009MS-RGBW Kit
Feature: RGBW

Receiver
Model: SR-1009MS-RGBW
Input Voltage: 12-36Vdc,
Output Current: 5A*4CH,
Output Power: 240-720W



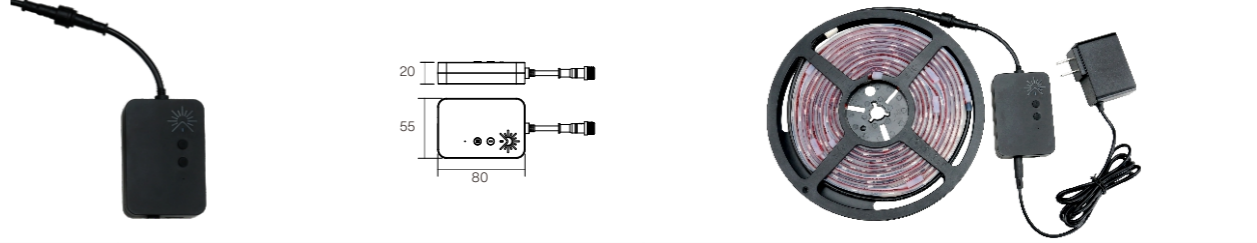
RF Controller

- > Reliable & stable switch & Dimming control without any flash
- > Memory function, remember the last scene

	<p>Model: SR-2839DIM Kit Feature: DIM, 2 scenes</p> <p>Receiver Model: SR-1029DIM Input Voltage: 12-24Vdc, Output Current: 10A*1CH, Output Power: 120-240W</p>
	<p>Model: SR-2839CCT Kit Feature: CCT, 2 scenes</p> <p>Receiver Model: SR-1029CCT Input Voltage: 12-24Vdc, Output Current: 5A*2CH, Output Power: 120-240W</p>
	<p>Model: SR-2839RGB Kit Feature: RGB, 2 scenes</p> <p>Receiver Model: SR-1029 Input Voltage: 12-24Vdc, Output Current: 5A*3CH, Output Power: 180-360W</p>
	<p>Model: SR-2839W Kit Feature: RGBW, 2 scenes</p> <p>Receiver Model: SR-1029W Input Voltage: 12-24Vdc, Output Current: 5A*4CH, Output Power: 240-480W</p>

HDMI SYNC LED Pixel TV Back light Controller

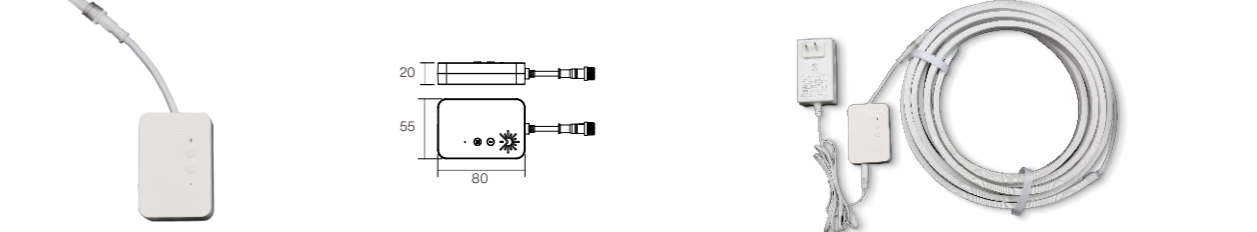
- > Sync HDMI signal with LED pixel TV back light
- > HDMI 2.0, HDCP 2.2 Video resolution
- > Supports 4K @ 60Hz, HDR
- > The color of pixel lights will be synced with the input video
- > Submersive gaming or movie watching experience
- > Supports SYNC mode, APP control mode, remote control mode
- > Supports various preset scenes
- > With local microphone, the lights can be synced with music
- > Voice control enabled, supports Amazon Alexa, Google Home



<p>Model Output</p>	<p>SR-SPI-WiFi-HDMI SPI signal</p>	<p>HDMI Sync Kit includes: HDMI Sync box, power adapter for Sync box, TV back light controller, power adapter for TV back light controller, 3m TV back light</p>
-------------------------	--	--

WiFi SPI LED Pixel Light Controller

- > WiFi SPI LED pixel light controller
- > Supports different styles of LED pixel light
- > Smart APP control
- > Easy setup, the length of controlled lights can be set
- > Supports various preset scenes
- > With local microphone, the lights can be synced with music
- > Voice control enabled, supports Amazon Alexa, Google Home



<p>Model Output</p>	<p>SR-SPI-WiFi-KIT SPI signal</p>	<p>WiFi SPI Kit includes: LED pixel light controller, power adapter for LED pixel light controller, 3m/5m LED pixel light</p>
-------------------------	---------------------------------------	---



PWM LED Controller

PWM LED Controller

Rotary PWM Dimmer

- > Rotation sensitive
- > PWM Signal output



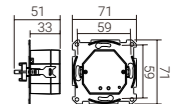
SR-2202N-PWM-A
100-240Vac input,
1x20A output



SR-2202N-PWM-B
100-240Vac input,
1x20A output



SR-2202PWM
12-24Vdc input,
4x5A output



PWM Touch Panel Controller

- > Touch sensitive
- > Output PWM signal, connects LED strip directly
- > Operation voltage: 12-24Vdc
- > 4x5A PWM signal output



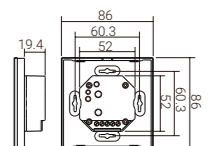
SR-2811PWM
RGBW



SR-2820B-PWM
RGBW



SR-2820NB-PWM
RGBW

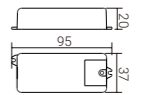


Power Repeater

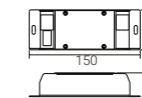
Power Repeater

Power Repeater LED Controller

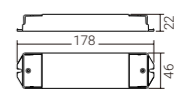
- > Repeater dimming signal
- > DC-DC
- > 1 channel / 3 channels / 4 channels / 5 channels optional
- > Power repeater in series to expand output unlimitedly



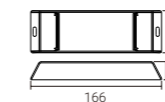
Model	SR-3003S
Input Voltage	12-36Vdc
Output Current	8A*1CH
Output Power	96-288W
Feature	Mini size



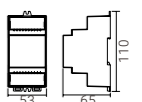
Model	SR-3003
Input Voltage	12-24Vdc
Output Current	24A*1CH
Output Power	288-576W
Feature	24A



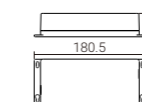
Model	SR-3001
Input Voltage	12-36Vdc
Output Current	5A*4CH
Output Power	240-720W
Feature	Screw terminals



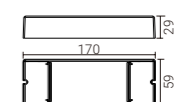
Model	SR-3001P
Input Voltage	12-36Vdc
Output Current	5A*4CH
Output Power	240-720W
Feature	Flip type



Model	SR-3001DIN
Input Voltage	12-36Vdc
Output Current	5A*4CH
Output Power	240-720W
Feature	DIN RAIL installation,



Model	SR-3001(WP)
Input Voltage	12-36Vdc
Output Current	5A*4CH
Output Power	240-720W
Feature	IP67




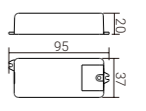

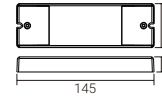

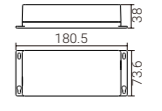

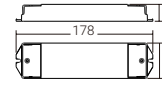

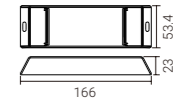

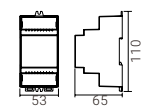

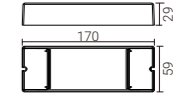
Model	SR-3002	SR-3002EA-5C
Input Voltage	12-36Vdc	12-36Vdc
Output Current	8A*4CH	5A*5CH
Output Power	384-1152W	300-900W
Feature	8A/CH	5 channels

0/1-10V

LED Controller

0/1-10V Dimmer

- > 0/1-10V signal Input, PWM Output
- > 0-100% dimming range via logarithmic characteristic, perfect for human's vision
- > 256 levels of Grey scales, smoothly without any flash
- > Can coordinate with 0/1-10V regulator or 0/1-10V dimmer to do analog dimming, smooth dimming curve, be in direct proportion to voltage curve of regular.

		Model	SR-2006	SR-2006(Push)
		Dimming Interface	1x(0/1-10V)	1x(0/1-10V), Push LV
		Input Voltage	12-36Vdc	12-36Vdc
		Output Current	8A*1CH	8A*1CH
		Output Power	96-288W	96-288W
		Feature	Mini size	Push LV
		Model	SR-2006(Push Dim)	
		Dimming Interface	1x(0/1-10V), Push dim	
		Input Voltage	12-24Vdc	
		Output Current	10A*1CH	
		Output Power	120-240W	
		Feature	Super slim, Push dim	
		Model	SR-2001(WP)	SR-2002(WP)
		Dimming Interface	1x(0/1-10V)	4x(0/1-10V)
		Input Voltage	12-36Vdc	12-36Vdc
		Output Current	5A*4CH	5A*4CH
		Output Power	240-720W	240-720W
		Feature	IP67	IP67
		Model	SR-2001	SR-2002
		Dimming Interface	1x(0/1-10V)	4x(0/1-10V)
		Input Voltage	12-36Vdc	12-48Vdc
		Output Current	5A*4CH	5A*4CH
		Output Power	240-720W	240-720W
		Feature	Screw terminals	Screw terminals
		Model	SR-2001P	SR-2002P
		Dimming Interface	1x(0/1-10V)	4x(0/1-10V)
		Input Voltage	12-36Vdc	12-36Vdc
		Output Current	5A*4CH	5A*4CH
		Output Power	240-720W	240-720W
		Feature	Flip type	Flip type
		Model	SR-2001DIN	SR-2002DIN
		Dimming Interface	1x(0/1-10V)	4x(0/1-10V)
		Input Voltage	12-36Vdc	12-36Vdc
		Output Current	5A*4CH	5A*4CH
		Output Power	240-720W	240-720W
		Feature	DIN RAIL installation	DIN RAIL installation
		Model	SR-2001EA	SR-2002EA
		Dimming Interface	1x(0/1-10V)	4x(0/1-10V)
		Input Voltage	12-36Vdc	12-48Vdc
		Output Current	8A*4CH	8A*4CH
		Output Power	384-1152W	384-1152W
		Feature	8A/CH	8A/CH

Constant Current Dimmable Driver

Product Features

- > Compatible with universal 0/1-10V master controllers on the market
- > Dimming depth lower to 0.1%
- > Standby power consumption < 0.5W, meeting the latest ERP standard
- > ClassII power supply, isolated case
- > Multi-current output selectable by DIP switch
- > Short circuit, overload, and over temperature protection




Product Model	Product Picture	Dimming Interface	Input Voltage VAC	Output Voltage VDC	Output Current mA	Channel CH	Output Power W	Power Factor	Efficiency	Dimension mm
SRP-2007-15CC100-700	1	1x(0/1-10V)	200-240	5-52	100/150/200/ 250/300/350/ 400/450/500/ 550/600/650/700	1	15	>0.95	85%	178*46*22
SRP-2007-75CC700-1500	2	1x(0/1-10V)	200-240	8-55	700/750/800/850/ 900/950/1000/ 1050/1150/1200/ 1250/1300/1350/ 1400/1450/1500	1	75	>0.98	87%	244*64*32
SRP-2007-75CCT700-1500	2	2x(0/1-10V)	200-240	8-55	700/750/800/850/ 900/950/1000/ 1050/1150/1200/ 1250/1300/1350/ 1400/1450/1500	2	75	>0.98	87%	244*64*32

Constant Voltage Dimmable Driver

Product Features

- > Compatible with universal 0/1-10V master controllers on the market
- > Dimming depth lower to 0.1%
- > Standby power consumption < 0.5W, meeting the latest ERP standard
- > Short circuit, overload, and over temperature protection



Product Model	Dimming Signal	Input Voltage VAC	Output Voltage VDC	Output Current mA	Channel CH	Output Power W	Power Factor	Efficiency	Dimension mm
SRP-2007-24-75LCV	1x(0/1-10V)	220-240	24	3.12	1	75	>0.95	89%	306.6*43*30
SRP-2007-48-75LCV	1x(0/1-10V)	220-240	48	1.56	1	75	>0.95	89%	306.6*43*30
SRP-2007-24-100LCV	1x(0/1-10V)	220-240	24	4.16	1	100	>0.97	93%	306.6*43*30
SRP-2007-48-100LCV	1x(0/1-10V)	220-240	48	2.08	1	100	>0.97	93%	306.6*43*30
SRP-2007-24-150LCV	1x(0/1-10V)	220-240	24	6.25	1	150	>0.98	93%	365.6*43*30
SRP-2007-48-150LCV	1x(0/1-10V)	220-240	48	3.12	1	150	>0.98	93%	365.6*43*30

0/1-10V

Rotary Knob

0/1-10V Rotary Dimmer

- > Rotation sensitive
- > 0/1-10V signal output
- > Control single color



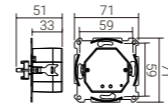
SR-2202N-1-10V-A
100-240Vac input,
1x(1-10V) output



SR-2202N-1-10V-B
100-240Vac input,
1x(1-10V) output



SR-2202-1-10V
24Vdc input,
4x(1-10V) output



Built-in Power Switch 1-10V Dimmer

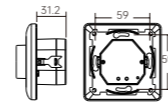
- > Rotation sensitive
- > Built-in power switch, switch up to 10A
- > Enable to set different dim off signal voltage (0.5V-0.9V) by potentiometer to match different suppliers' 1-10V driver
- > Operation voltage: 100-240Vac
- > Switch Voltage/Current: 100-240Vac, 10A
- > 1 channel 1-10V signal output



SR-2205N-A



SR-2205N-B

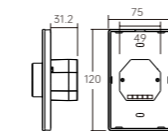


0-10V Dimmer With Relay

- > Rotation sensitive
- > Standard design, The key part of this controller is a universal, extremely rotary standard switch element that can be integrated in numerous frames by different manufactures
- > 1 channel 0-10V signal output
- > 10A relay output to switch power on/off
- > Power input: 100-277Vac
- > Control single color
- > Waterproof grade: IP20



SR-2202N-0-10V-R(US)




0/1-10V

Converter

DALI/DMX/Bluetooth/Zigbee/Z-Wave/RF to 0/1-10V/PWM Converter

- > Wire/wireless signal converter to 0/1-10V
- > 2 channels 0-10V signal output
- > 2 channels controlled synchronously



Model	SR-2303(0-10V/PWM)	SR-2102(0-10V/PWM)	SR-SB9101FA(0-10V/PWM)
Input Voltage	100-240Vac	100-240Vac	100-240Vac
Input Current	60mA	60mA	60mA
Output	2x(0-5V), 2x(0-10V), 2x(0-15V)	2x(0-5V), 2x(0-10V), 2x(0-15V)	2x(0-5V), 2x(0-10V), 2x(0-15V)
Feature	DALI to 0/1-10V/PWM	DMX to 0/1-10V/PWM	Bluetooth to 0/1-10V/PWM
Model	SR-ZG9101FA(0-10V/PWM)	SR-ZV9101FA(0-10V/PWM)	SR-1009(0-10V/PWM)
Input Voltage	100-240Vac	100-240Vac	100-240Vac
Input Current	60mA	60mA	60mA
Output	2x(0-5V), 2x(0-10V), 2x(0-15V)	2x(0-5V), 2x(0-10V), 2x(0-15V)	2x(0-5V), 2x(0-10V), 2x(0-15V)
Feature	Zigbee to 0/1-10V/PWM	Z-Wave to 0/1-10V/PWM	RF to 0/1-10V/PWM

zigbee certified product Zigbee To 0/1-10V Converter SR-ZG9101FA(0-10V/PWM)

